

# **FAMILY PLANNING MONTHLY LOGISTICS REPORT**

**September 2017**



**Management Information System (MIS)  
Directorate General of Family Planning (DGFP)**

6, Kawran Bazar, Dhaka1215

Email: [dirmisfp@gmail.com](mailto:dirmisfp@gmail.com), [dirlsdgfp@gmail.com](mailto:dirlsdgfp@gmail.com)  
[www.dgfpmis.org](http://www.dgfpmis.org), [www.dgfpimis.org](http://www.dgfpimis.org)

**Government of the People's Republic of Bangladesh**  
**Directorate General of Family Planning**  
**Management Information System (MIS)**  
**6, Kawran Bazar, Dhaka- 1215**  
**www.dgfp.gov.bd**


Memo No. DGFP/MIS/09(Report)/04/2017/797

Date: 06 November, 2017.

**Sub: Family Planning Monthly Logistics Report for the Month of September' 2017.**

Family Planning Monthly Logistics Report for the Month of September' 2017 is sent herewith for your kind information & necessary action. This report is prepared on the basis of Form-7 submitted by Warehouses and Form-7B submitted by Upazila Family Planning Offices by using WIMS & UIMS operational tools. It provides useful information on monthly distribution and stock balance of all the major contraceptives & DDS Kits of Warehouse/Upazila Stores. A summary of important events happened during reporting month included in this report. For more information you are requested to visit at [www.scmpbd.org](http://www.scmpbd.org) web site.

Comments and suggestions for improvement of this report will be highly appreciated.

  
06.11.2017

(Suleman Khan)

Joint Secretary (ME&FW Division)

and

Director & Line Director (MIS)

Phone: 9146262

Mail: dirmisfp@gmail.com


Memo No. - DGFP/MIS/09(Report)/04/2017/797/1(202)

Date: 06 November, 2017.

**Copy of the report forwarded to:**

1. Secretary, Medical Education & Family Welfare Division (ME&FW Division), Bangladesh Secretariat, Dhaka.
2. Additional Secretary (Admin), (ME&FW Division), Bangladesh Secretariat, Dhaka.
3. Joint Secretary (Development), (ME&FW Division), Bangladesh Secretariat, Dhaka.
4. Joint Chief (Planning), Health Service Division, Bangladesh Secretariat, Dhaka
5. Joint Chief (Population & Planning wing), Planning commission, Sher-e-Bangla Nagar, Dhaka.
6. Joint Chief (Planning), Program Management and Monitoring Unit (PMMU), Azimpur, Dhaka-1205.
7. Deputy Chief (Planning), (ME&FW Division), Bangladesh Secretariat, Dhaka.
8. P.S. to the Honorable Minister, Ministry of Health and Family Welfare, Bangladesh Secretariat, Dhaka, for kind information of the Honorable Minister.
9. P.S. to the Honorable State Minister, Ministry of Health and Family Welfare, Bangladesh Secretariat, Dhaka, for kind information of the Honorable State Minister.
10. Director Administration, Directorate General of Family Planning, 6 Kawran Bazar, Dhaka 1215.
11. Director Logistics & Supply and Line Director (Procurement, Storage & Supply Management), Directorate General of Family Planning, 6 Kawran Bazar, Dhaka 1215.






12. Director Finance & Line Director (Family Planning Field Service Delivery), Directorate General of Family Planning, 6 Kawran Bazar, Dhaka 1215.
13. Director (IEM) & Line Director (Information, Education and Communication), Directorate General of Family Planning, 6 Kawran Bazar, Dhaka 1215.
14. Director Planning & Line Director (Planning Monitoring and Evaluation), Directorate General of Family Planning, 6 Kawran Bazar, Dhaka 1215.
15. Line Director (Maternal, Child, Reproductive and Adolescent Health), Directorate General of Family Planning, 6 Kawran Bazar, Dhaka 1215.
16. Line Director (Clinical Contraception Services Delivery Program), Directorate General of Family Planning, 6 Kawran Bazar, Dhaka 1215.
17. Divisional Director, Family Planning, Dhaka / Chittagong / Rajshahi / Khulna / Sylhet / Barisal/ Rangpur Division.
18. Deputy Chief (FW)/ (Health), Ministry of Health & Family Welfare, Bangladesh Secretariat, Dhaka.
19. Additional Director (Drugs and Stores), Directorate General of Family Planning, Central Warehouse, Mohakhali, Dhaka.
20. Deputy Director, Family Planning, ----- District (You are requested to take appropriate measures to ensure timely online submission of Form 7B report from upazilas.
21. Supply Officer, Family Planning, ----- CWH/RWHs.
22. Country Project Director, SIAPS/MSH, House: 3, Road: No. 23B, Gulshan-1, Dhaka-1212.
23. Country Director, the World Bank, E-32, Agargaon, Sher-e-Banala Nagar, Dhaka-1207.
24. Team Leader, Population & Health Team, USAID, Madani Avenue, Baridhara, Dhaka.
25. Country Representative, UNFPA, IDB Bhaban, Agargaon, Sher-E-Bangla Nagar, Dhaka.
26. Managing Director, SMC, SMC Tower, 33 Banani C/A, Dhaka-1213.
27. Documentation Center, IEM Unit, Directorate General of Family Planning, 6 Kawran Bazar, Dhaka.
28. PA to Director General, Directorate General of Family Planning, 6, Kawran Bazar, Dhaka 1215.
29. Office copy, MIS, DGFP, 6 Kawran Bazar, Dhaka -1215.
30. Concerned Organization.

  
(Ajoy Ratan Barua)  
Deputy Director (MIS)

## **Table Of Contents**

	<b>Page</b>
1. DGFP Stock Status Report	1-2
2. National Receipts Quantity by Product by Month	3
3. National Level Contraceptive Summary Report	4
4. Stock Status Report at Different Levels	5
5. Contraceptive Stock Status by Product at Upazila Store and Field	6-10
6. Contraceptive Stock Status by Product at Regional Warehouses/Upazila	11-31
7. Month-wise Consumption Trend	32-34
8. Report on Upazila and Warehouse Having Stock Out in last month	35

# 1. DGFP Stock Status Report

	DGFP STOCK STATUS REPORT (For Contraceptives)																								 পরিবার পরিকল্পনা অধিদপ্তর				
	Year → 2017			2018												2019													
Month →	10	11	12	1	2	3	4	5	6	7	8	9	10	11	12	1	2	3	4	5	6	7	8	9	10	11	12		
Min.-Max. →						Min			Max																				
Product ↓						2017-18: 39.38m= 3 mon																							
<b>Condom</b>	CS (57.49m) : 05 mo																												
*AMC = 11.3m	2017-18: GoB (Rev):39.38m																												
<b>Pill</b>	CS (49.88m) : 06 mon			2017-18: 80m= 10 months																									
*AMC = 7.98m	2017-18: RPA:55m; GoB (Rev):25m																												
<b>IUD</b>	CS (0.10m) : 06 mon			2017-18: 0.45m= 24 months																									
*AMC = 18,079	2017-18: RPA- 0.45m																												
	CS:2.34m: 2 m																												
<b>Injectables</b>	2017-18: 5m= 5months			2017-18: 12m= 12months																									
*AMC = 0.98m	2017-18 : GoB (Rev) : 8m; RPA : 9 m																												
<b>Implant</b>	CS (0.19m) - 6 months			2016-17: 0.2m = 7 months						2017-18: 0.6m= 18months																			
*AMC = 32,656	2017-18 : GoB(Dev)-0.4; RPA: 0.2m																												
												<b>Legend:</b>  Current Stock  To be received  Planned for FY 2017-18 AMC = Average Monthly Consumption BER = Bid Evaluation Report CCGP = Cabinet Committee on Govt Purchase CS = Current Stock NOA = Notification of Award NO = No Objection TEC = Tender Evaluation Committee ICB = International Competitive Bidding NCT = National Competitive Tendering																	
												*AMC is calculated based on past 6-months consumption Data Sources: DGFP/L&S unit, DGFP LMIS web site - <a href="https://scmpbd.org/">https://scmpbd.org/</a> Central Warehouse WIMS data and Approved DGFP Procurement Plan																	

**DGFP STOCK STATUS NOTES**  
**(For Contraceptives)**  
**Month: September 2017**

**CONDOM** – Current national stock is 57.49 million pieces and this stock can be used up to February 2018.

- Planned for 2017-18: GoB (Rev) - 39.38 million pcs.

**PILL** – Current national stock of Oral Contraceptive Pill is 49.88 million cycles which will go up to March 2018.

- Planned for 2017-18: RPA - 55 million cycles, GoB (Rev) – 25 million cycles.

**IUD** – Current national stock is 0.106 million sets and this stock can be used up to February 2018.

- Planned for 2017-18: RPA - 0.45 million sets.

**INJECTABLES** – Current stock of 2.34 million vials and that can be used up to November 2017.

- Planned for 2017-18: (GoB-Rev)- 5 million vials and RPA- 9 million vials.

**IMPLANT** – Current stock is 0.199 million sets and this can be used up to March 2018.

- 2016-17: (GoB-Rev) - 0.2m sets, L/C opened, awaiting receipt.
- Planned for 2017-18: (GoB-Dev) - 0.4m sets.

You can also download the previous reports from <http://www.scmpbd.org/>

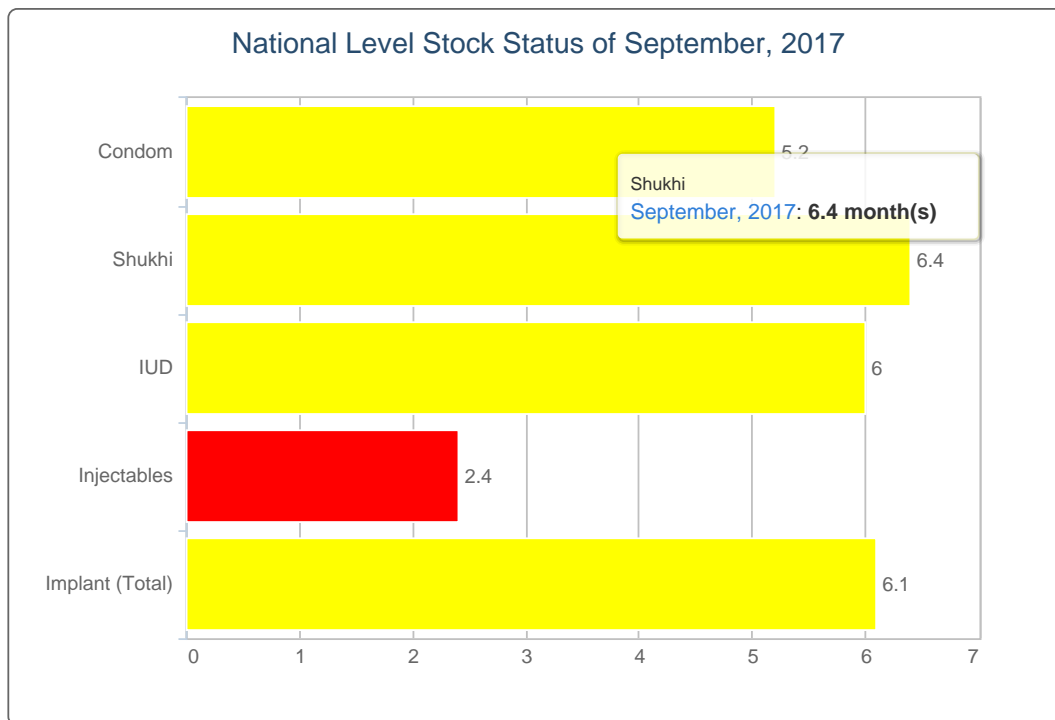
## 2. National Receipts Quantity by Product by Month

### Contraceptive Received Report

Month: September, 2017

Item	Supplier	Receiver	Date Receipts	Qty
<i>No National Receive This Month</i>				

### 3. National Level Contraceptive Summary Report



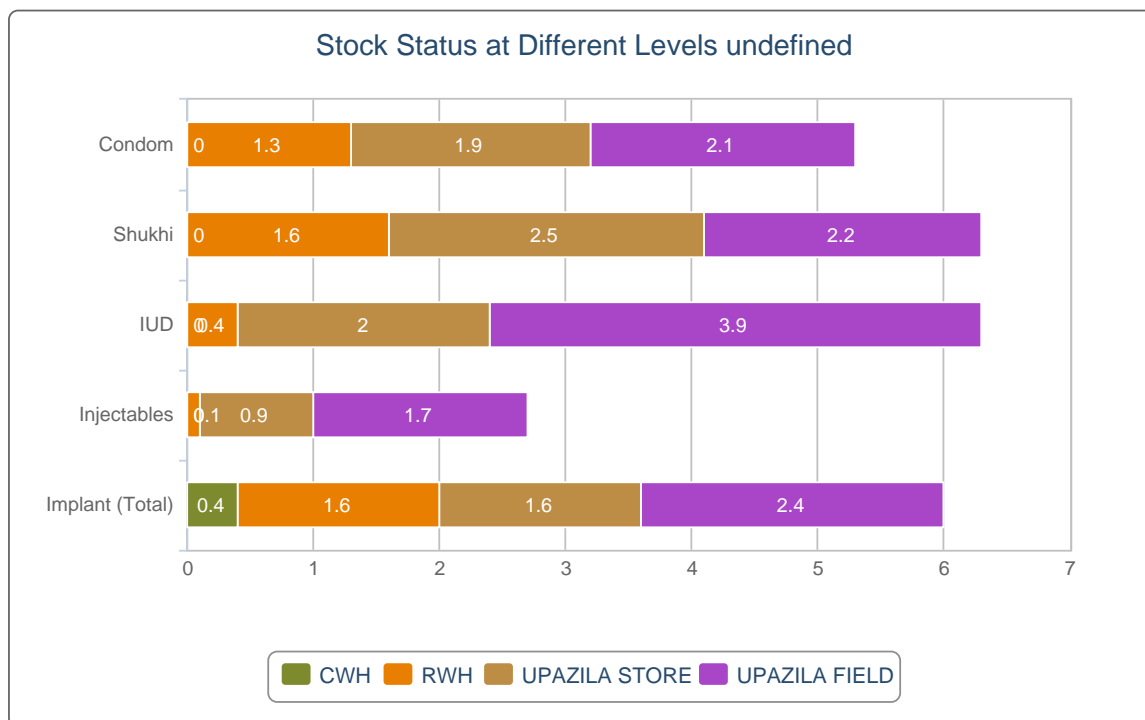
■ MOS less than 4.0     
 ■ MOS 4.0 - 7.9     
 ■ MOS 8.0 and above     
 MOS = Month of Stock

#### National Level Stock Status of September, 2017

SL	Name of Products	Reported Consumption	Reported Closing Balance	Average Monthly Consumption	MOS
1	Condom	10,854,837	57,494,744	11,050,049	5.2
2	Shukhi	7,823,222	49,882,835	7,827,844	6.4
3	IUD	16,766	106,072	17,687	6.0
4	Injectables	854,299	2,342,126	979,270	2.4
5	Implant (Total)	33,108	199,440	32,817	6.1



#### 4. Stock Status Report at Different Levels

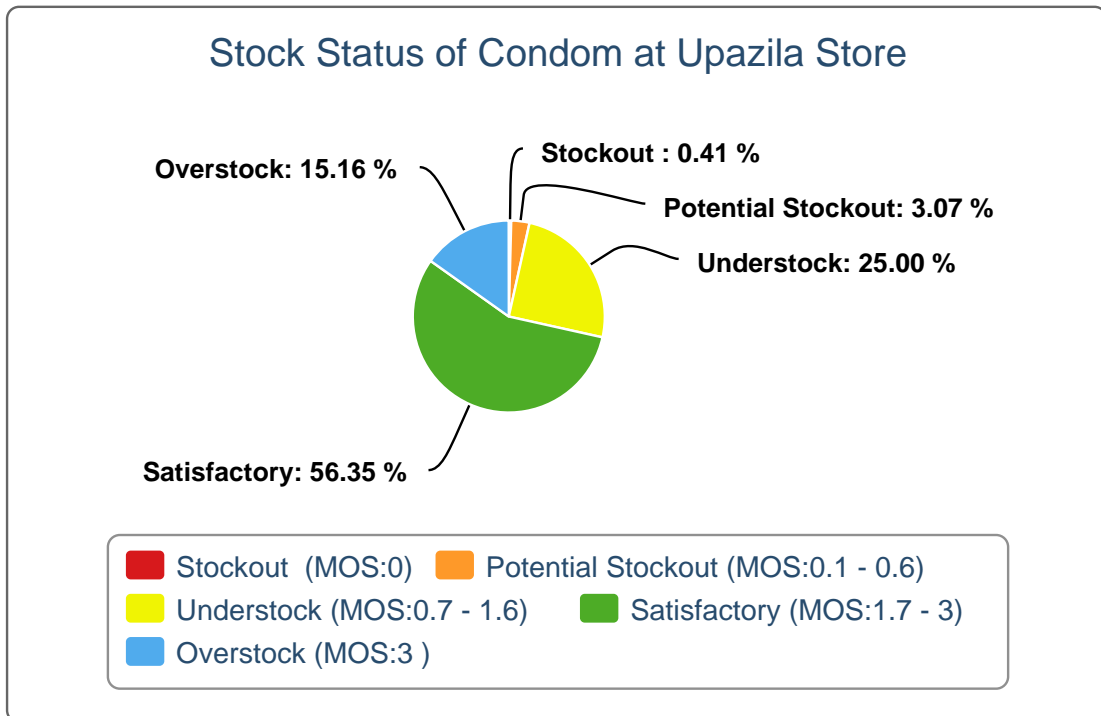


#### Stock Status at Different Levels September, 2017

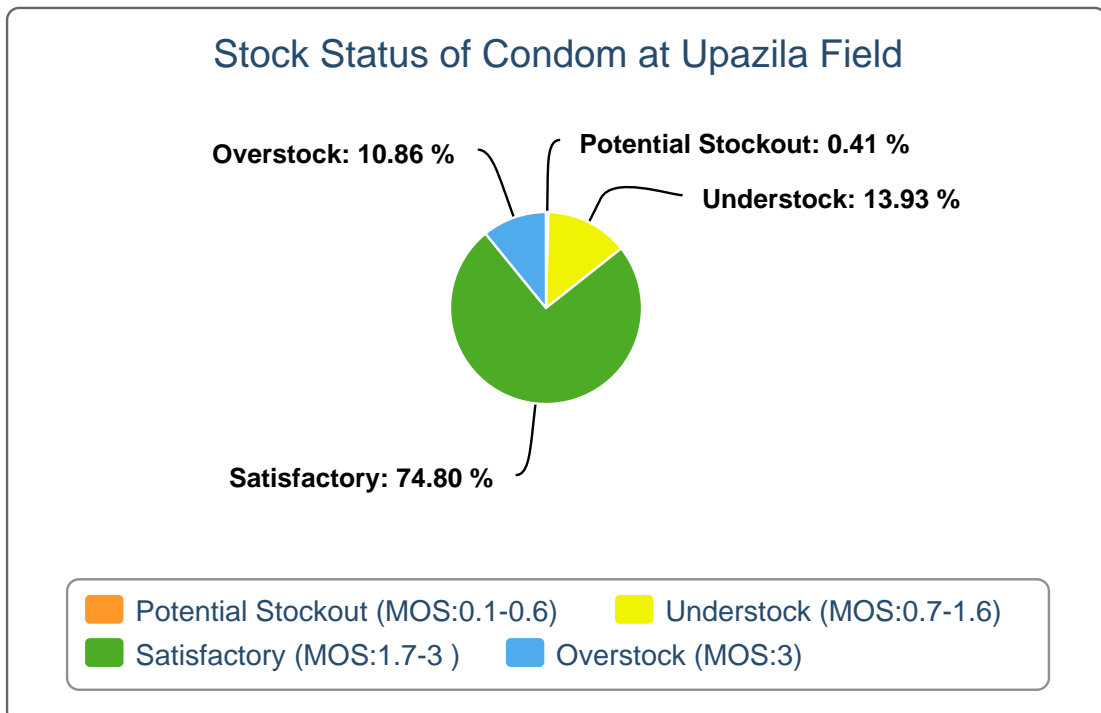
Products	Avg. Consump. of Last 6 Months	CWH Level	MOS	RWH Level	MOS	Upazila Level	MOS	Field Level	MOS	National Level	MOS
Condom	11,050,049	122,400	0	13,825,800	1.3	20,875,234	1.9	22,671,310	2.1	57,494,744	5.2
Shukhi	7,827,844	180,000	0	12,792,200	1.6	19,354,209	2.5	17,556,426	2.2	49,882,835	6.4
IUD	17,687	0	0	7,496	0.4	32,707	1.8	65,869	3.7	106,072	6
Injectables	979,270	400	0	71,000	0.1	781,805	0.8	1,488,921	1.5	2,342,126	2.4
Implant (Total)	32,817	14,284	0.4	52,740	1.6	52,566	1.6	79,850	2.4	199,440	6.1

## 5. Contraceptive Stock Status by Product at Upazila Store and Field

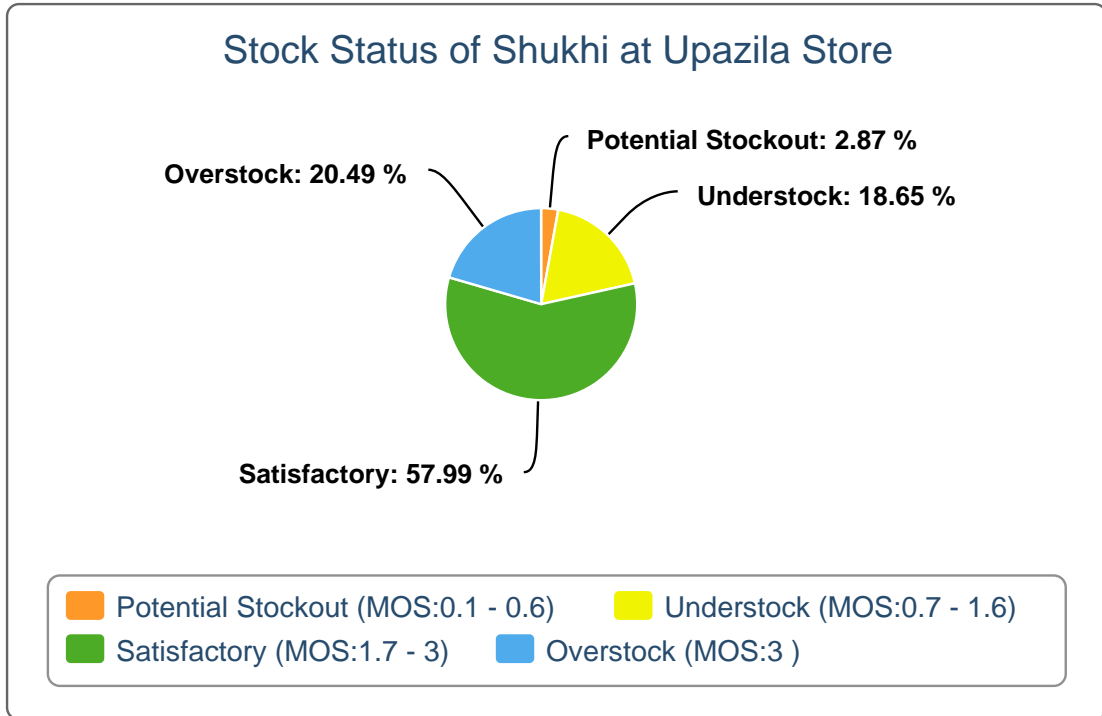
5(a).



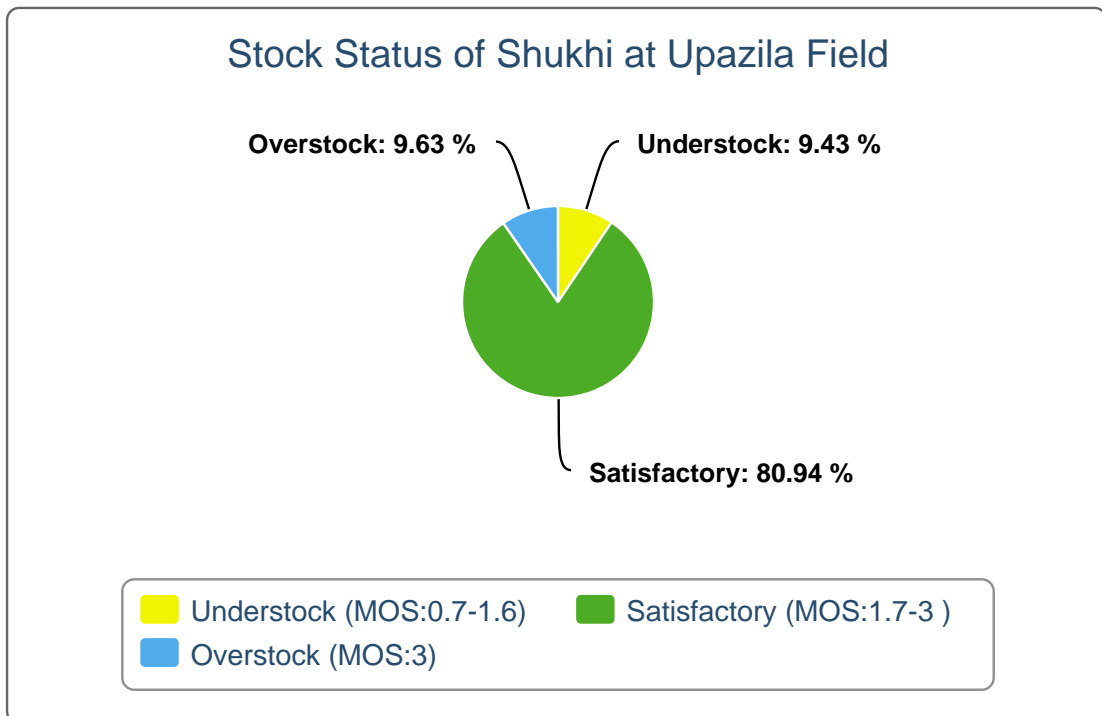
5(b).



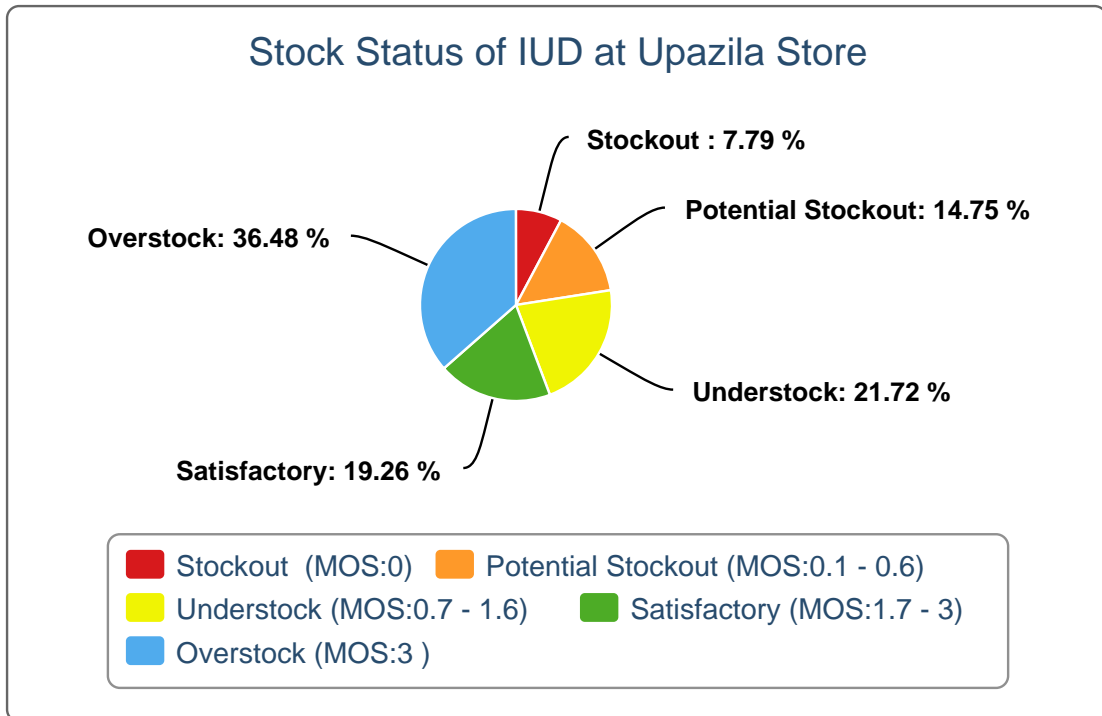
5(c).



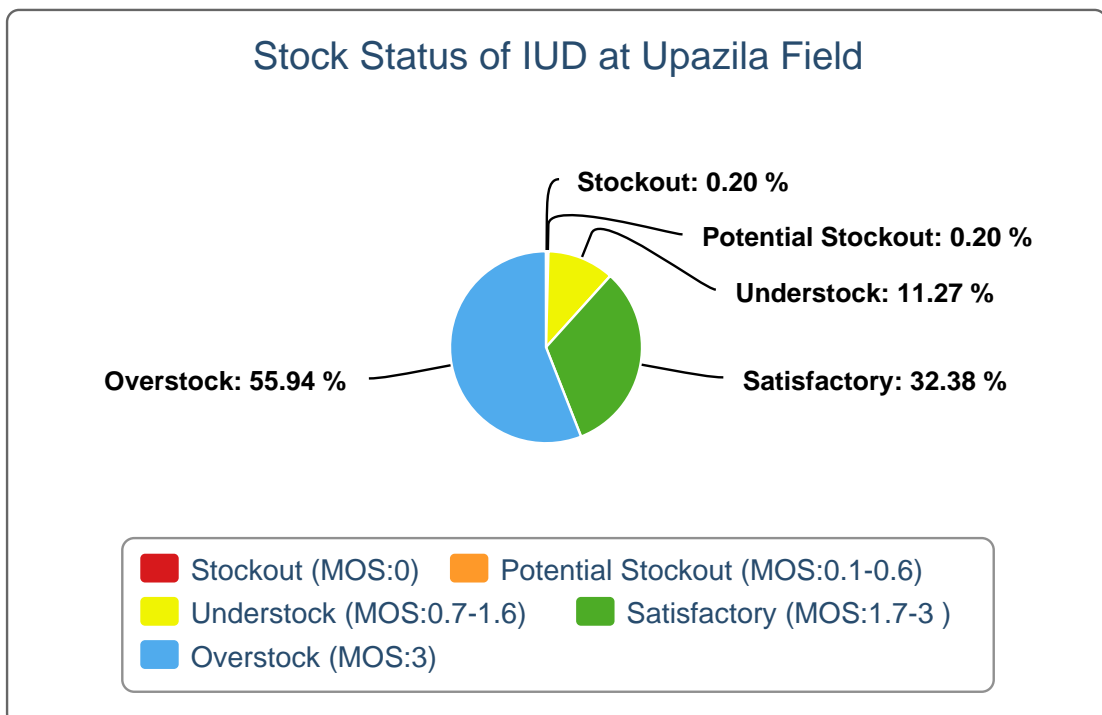
5(d).



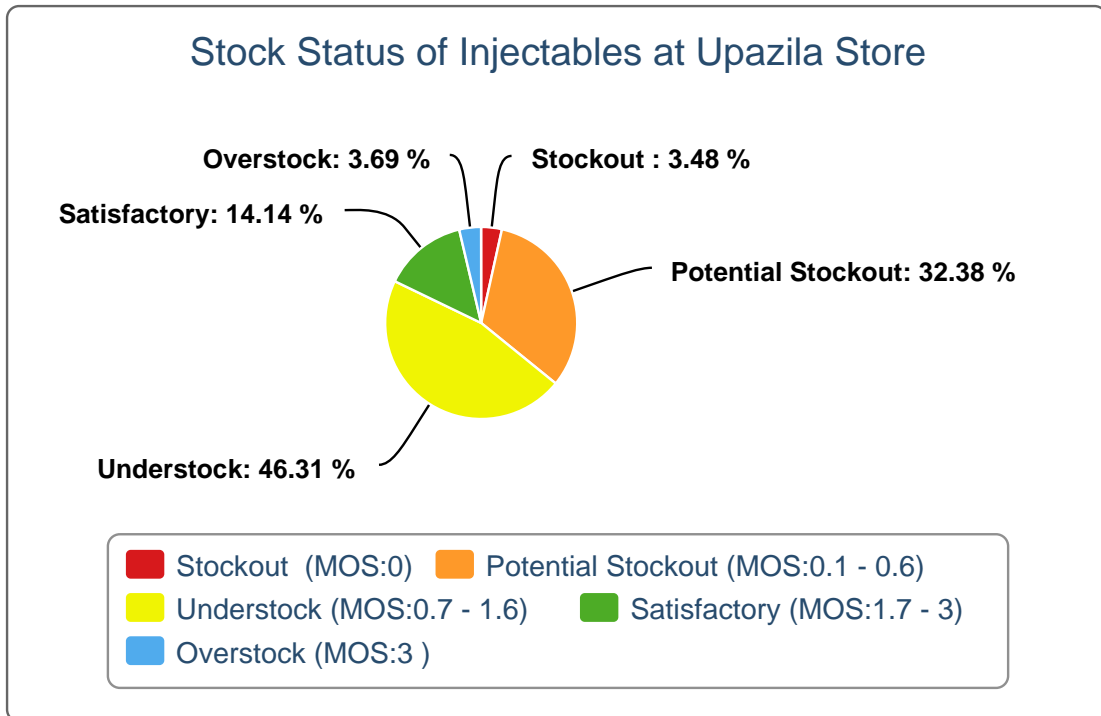
5(e).



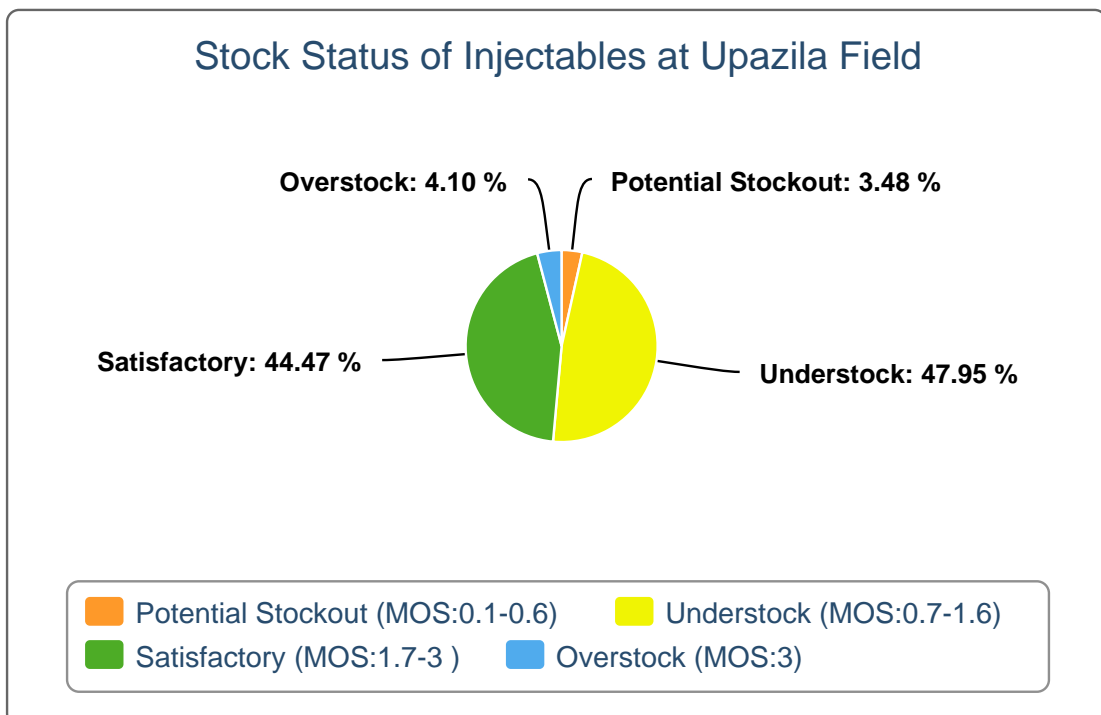
5(f).



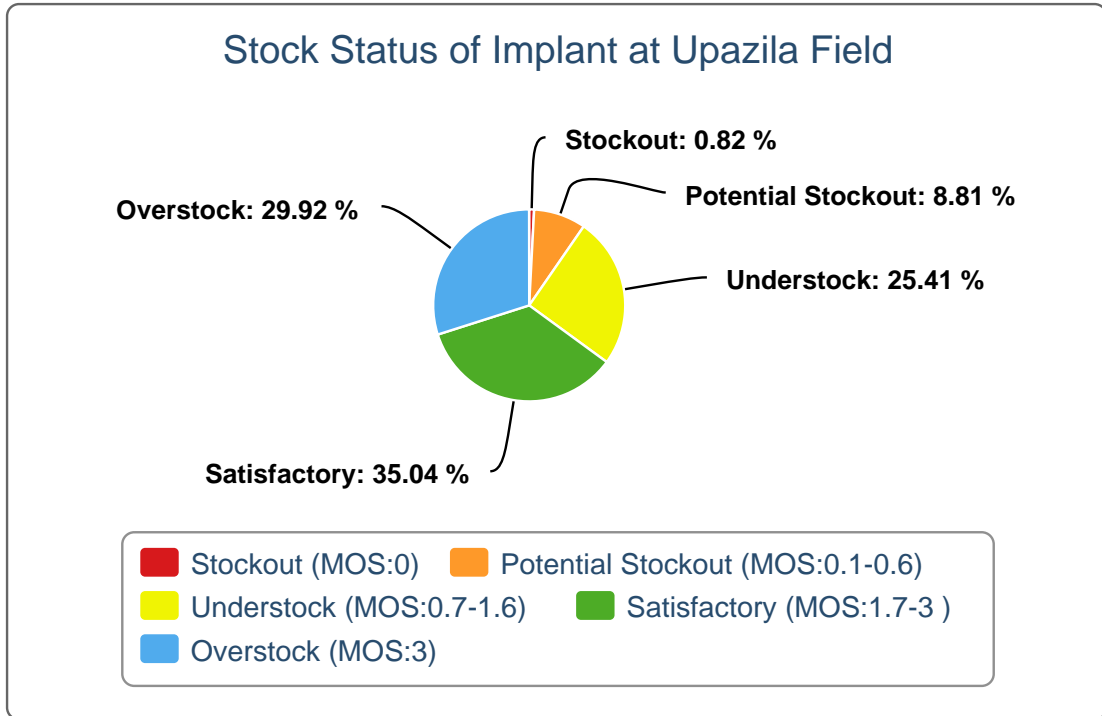
5(g).



5(h).



5(i).



## 6(a). Contraceptive Stock Status by Product at Regional Warehouses

SL	WH Name	Condom			Shukhi			IUD			Injectables			Implant		
		CBL	AMD	MOS	CBL	AMD	MOS	CBL	AMD	MOS	CBL	AMD	MOS	CBL	AMD	MOS
1	Bandarban RWH	134,400	30,424	4.4	115,200	22,447	5.1	350	85	4.1	5,000	3,310	1.5	648	196	3.3
2	Bhola RWH	194,400	140,463	1.4	200,160	95,206	2.1	500	362	1.4	12,000	39,487	0.3	2,384	602	4.0
3	Bogra RWH	504,000	562,151	0.9	3,874,320	429,909	9.0	11	840	0.0	0	35,149	0.0	184	2,355	0.1
4	Chittagong RWH	843,800	578,243	1.5	2,900,160	378,734	7.7	25	1,371	0.0	2,400	59,865	0.0	16,734	2,289	7.3
5	Comilla RWH	405,000	800,925	0.5	322,560	418,485	0.8	150	1,493	0.1	5,000	71,182	0.1	7,146	1,850	3.9
6	Dhaka CWH	122,400	1,707,689	0.1	180,000	950,043	0.2	0	2,461	0.0	400	116,306	0.0	14,284	3,362	4.2
7	Dinajpur RWH	12,000	206,543	0.1	358,560	337,200	1.1	210	597	0.4	2,900	39,686	0.1	3,228	2,157	1.5
8	Faridpur RWH	774,000	714,763	1.1	28,800	490,296	0.1	0	1,359	0.0	0	49,866	0.0	100	2,281	0.0
9	Jamalpur RWH	72,000	397,312	0.2	349,920	275,793	1.3	100	512	0.2	100	34,879	0.0	2,250	1,035	2.2
10	Jessore RWH	705,000	504,895	1.4	264,960	343,872	0.8	200	738	0.3	600	49,708	0.0	216	1,424	0.2
11	Khulna RWH	7,060,600	730,645	9.7	341,280	453,279	0.8	550	922	0.6	200	46,022	0.0	4,488	1,559	2.9
12	Kushtia RWH	321,000	340,346	0.9	315,320	184,865	1.7	679	244	2.8	2,100	35,053	0.1	340	566	0.6
13	Mymensingh RWH	230,400	782,373	0.3	404,640	828,293	0.5	1,050	923	1.1	9,600	54,509	0.2	6,156	2,658	2.3
14	Noakhali RWH	592,200	349,995	1.7	679,680	200,867	3.4	10	795	0.0	1,000	41,500	0.0	200	1,251	0.2
15	Pabna RWH	7,200	567,153	0.0	802,080	374,756	2.1	250	1,006	0.2	2,800	47,991	0.1	1,668	1,005	1.7
16	Patuakhali RWH	1,119,000	122,274	9.2	597,600	152,005	3.9	850	358	2.4	1,600	26,251	0.1	2,514	977	2.6
17	Rajshahi RWH	324,000	707,056	0.5	321,120	326,758	1.0	591	532	1.1	800	40,222	0.0	1,358	1,219	1.1
18	Rangamati RWH	122,400	56,369	2.2	84,960	39,039	2.2	400	86	4.7	12,000	3,681	3.3	1,338	255	5.2
19	Rangpur RWH	3,600	617,837	0.0	476,640	804,823	0.6	20	1,712	0.0	500	107,951	0.0	150	3,127	0.0
20	Sylhet RWH	345,000	761,628	0.5	195,840	422,989	0.5	1,500	773	1.9	0	50,407	0.0	1,238	1,726	0.7
21	Tangail RWH	55,800	370,965	0.2	158,400	298,185	0.5	50	518	0.1	12,400	26,245	0.5	400	923	0.4

**6(b). Contraceptive Stock Status by Product at Upazila**

SL	Warehouse Name	Upazila Name	Condom			Shukhi			IUD			Injectables			Implant		
			CBL	AMD	MOS	CBL	AMD	MOS	CBL	AMD	MOS	CBL	AMD	MOS	CBL	AMD	MOS
1	Bandarbon RWH	Alikadam	10,000	2,094	4.8	7,665	1,831	4.2	55	5	11.0	3,765	694	5.4	76	24	3.2
2	Bandarbon RWH	Bandarban Sadar	7,800	4,860	1.6	9,550	4,466	2.1	123	26	4.7	1,324	725	1.8	134	37	3.6
3	Bandarbon RWH	Lama	19,000	6,276	3.0	10,710	5,241	2.0	78	26	3.0	2,174	780	2.8	45	50	0.9
4	Bandarbon RWH	Naikhongchhari	16,800	7,276	2.3	16,605	5,760	2.9	78	7	11.1	2,677	686	3.9	112	11	10.2
5	Bandarbon RWH	Rowangchhari	4,500	2,137	2.1	3,655	1,769	2.1	53	5	10.6	862	208	4.1	11	19	0.6
6	Bandarbon RWH	Ruma	18,000	5,316	3.4	12,345	1,605	7.7	56	7	8.0	1,945	106	18.3	32	14	2.3
7	Bandarbon RWH	Thanchi	3,800	2,465	1.5	3,760	1,775	2.1	67	9	7.4	807	111	7.3	7	41	0.2
8	Bhola RWH	Bhola Sadar	33,200	13,975	2.4	26,175	11,393	2.3	122	61	2.0	5,700	5,322	1.1	81	197	0.4
9	Bhola RWH	Burhanuddin	14,200	5,800	2.4	19,785	8,985	2.2	25	33	0.8	2,236	2,119	1.1	144	82	1.8
10	Bhola RWH	Char Fasson	81,930	39,033	2.1	37,518	18,498	2.0	85	103	0.8	6,121	8,799	0.7	184	84	2.2
11	Bhola RWH	Daulat Khan	30,600	13,297	2.3	16,690	9,066	1.8	10	23	0.4	2,600	4,051	0.6	72	24	3.0
12	Bhola RWH	Hizla	24,800	9,804	2.5	13,537	6,218	2.2	43	17	2.5	3,228	1,500	2.2	354	27	13.1
13	Bhola RWH	Lalmohan	37,000	18,830	2.0	27,825	14,176	2.0	125	52	2.4	6,500	6,767	1.0	144	61	2.4
14	Bhola RWH	Manpura	9,252	4,793	1.9	6,678	2,786	2.4	35	11	3.2	2,185	1,736	1.3	22	42	0.5
15	Bhola RWH	Mehendiganj	38,400	16,453	2.3	22,090	12,371	1.8	44	26	1.7	6,435	3,805	1.7	216	38	5.7
16	Bhola RWH	Muladi	16,600	8,635	1.9	8,400	6,305	1.3	49	18	2.7	995	1,975	0.5	288	21	13.7
17	Bhola RWH	Tazumuddin	18,900	9,843	1.9	11,800	5,408	2.2	25	18	1.4	1,600	3,413	0.5	216	26	8.3
18	Bogra RWH	Adamdighi	44,600	13,266	3.4	43,005	8,397	5.1	25	26	1.0	1,558	568	2.7	0	56	0.0
19	Bogra RWH	Akkelpur	31,000	5,625	5.5	20,260	6,436	3.1	48	11	4.4	306	511	0.6	0	58	0.0
20	Bogra RWH	Atrai	8,000	16,492	0.5	31,310	14,256	2.2	112	12	9.3	409	492	0.8	144	71	2.0
21	Bogra RWH	Badalgachhi	15,900	15,565	1.0	30,255	14,491	2.1	112	18	6.2	1,258	1,595	0.8	144	70	2.1
22	Bogra RWH	Bogra Sadar	1,400	73,639	0.0	19,260	23,021	0.8	63	88	0.7	1,550	3,663	0.4	341	292	1.2
23	Bogra RWH	Dhamoirhat	11,484	8,066	1.4	118,943	10,269	11.6	210	17	12.4	779	1,078	0.7	560	27	20.7
24	Bogra RWH	Dhunat	7,500	27,171	0.3	40,430	20,008	2.0	3	25	0.1	800	2,287	0.3	72	116	0.6
25	Bogra RWH	Dhupchanchia	28,000	8,036	3.5	4,530	8,374	0.5	6	18	0.3	1,206	820	1.5	72	86	0.8



SL	Warehouse Name	Upazila Name	Condom			Shukhi			IUD			Injectables			Implant		
			CBL	AMD	MOS	CBL	AMD	MOS	CBL	AMD	MOS	CBL	AMD	MOS	CBL	AMD	MOS
26	Bogra RWH	Gabtali	49,400	33,375	1.5	92,145	19,830	4.6	27	20	1.4	400	2,651	0.2	0	109	0.0
27	Bogra RWH	Ghoraghat	13,400	6,051	2.2	50,880	7,285	7.0	15	28	0.5	22	458	0.0	144	34	4.2
28	Bogra RWH	Hakimpur	9,095	8,600	1.1	12,391	5,908	2.1	7	13	0.5	154	384	0.4	288	47	6.1
29	Bogra RWH	Joypurhat Sadar	17,400	22,338	0.8	97,485	14,453	6.7	10	75	0.1	850	1,506	0.6	460	104	4.4
30	Bogra RWH	Kahaloo	9,500	17,398	0.5	55,665	11,687	4.8	36	31	1.2	852	872	1.0	0	118	0.0
31	Bogra RWH	Kalai	13,000	8,230	1.6	115,185	9,037	12.7	27	17	1.6	450	564	0.8	144	38	3.8
32	Bogra RWH	Khetlal	22,500	8,103	2.8	18,885	5,331	3.5	58	11	5.3	402	266	1.5	144	34	4.2
33	Bogra RWH	Mahadebpur	26,000	18,099	1.4	40,740	20,048	2.0	12	30	0.4	1,133	1,014	1.1	316	103	3.1
34	Bogra RWH	Manda	28,700	20,869	1.4	74,880	31,432	2.4	55	76	0.7	1,690	1,752	1.0	470	59	8.0
35	Bogra RWH	Nandigram	22,600	9,848	2.3	37,485	13,636	2.7	93	4	23.3	522	353	1.5	72	37	1.9
36	Bogra RWH	Naogaon Sadar	29,000	36,736	0.8	44,640	23,280	1.9	29	46	0.6	2,093	1,653	1.3	0	70	0.0
37	Bogra RWH	Niamatpur	30,500	11,606	2.6	30,180	14,770	2.0	89	18	4.9	1,714	864	2.0	360	46	7.8
38	Bogra RWH	Panchbibi	1,560	15,358	0.1	20,550	9,014	2.3	6	32	0.2	524	616	0.9	118	130	0.9
39	Bogra RWH	Patnitala	11,926	8,458	1.4	59,117	9,385	6.3	25	18	1.4	432	502	0.9	288	64	4.5
40	Bogra RWH	Porsha	12,480	12,113	1.0	12,645	11,573	1.1	33	9	3.7	481	538	0.9	72	16	4.5
41	Bogra RWH	Raninagar	4,112	15,100	0.3	30,015	13,768	2.2	150	11	13.6	1,585	540	2.9	388	36	10.8
42	Bogra RWH	Sapahar	18,100	9,699	1.9	13,425	11,612	1.2	24	7	3.4	831	911	0.9	144	25	5.8
43	Bogra RWH	Sariakandi	4,512	12,172	0.4	19,350	9,035	2.1	55	41	1.3	662	1,306	0.5	0	105	0.0
44	Bogra RWH	Shajahanpur	88,000	43,479	2.0	35,820	17,763	2.0	1	32	0.0	696	1,223	0.6	0	91	0.0
45	Bogra RWH	Sherpur	60,900	29,185	2.1	42,961	20,571	2.1	0	25	0.0	2,441	1,582	1.5	0	111	0.0
46	Bogra RWH	Shibganj	49,500	26,409	1.9	117,180	24,728	4.7	40	28	1.4	1,150	3,358	0.3	0	112	0.0
47	Bogra RWH	Sonatola	2,400	21,065	0.1	63,090	20,511	3.1	0	53	0.0	420	1,222	0.3	72	90	0.8
48	Chittagong RWH	Anowara	31,400	14,257	2.2	36,390	12,550	2.9	5	32	0.2	862	923	0.9	150	52	2.9
49	Chittagong RWH	Banshkhali	55,800	24,828	2.2	36,990	16,999	2.2	1	26	0.0	1,534	2,557	0.6	2	83	0.0
50	Chittagong RWH	Boalkhali	24,300	9,091	2.7	24,744	12,388	2.0	57	27	2.1	947	575	1.6	144	32	4.5

SL	Warehouse Name	Upazila Name	Condom			Shukhi			IUD			Injectables			Implant		
			CBL	AMD	MOS	CBL	AMD	MOS	CBL	AMD	MOS	CBL	AMD	MOS	CBL	AMD	MOS
51	Chittagong RWH	Chakaria	44,200	20,768	2.1	33,555	17,385	1.9	0	72	0.0	2,619	4,240	0.6	125	129	1.0
52	Chittagong RWH	Chandanaish	27,700	10,926	2.5	23,145	9,500	2.4	19	36	0.5	1,660	733	2.3	20	82	0.2
53	Chittagong RWH	Cox's Bazar Sadar	57,800	31,310	1.8	34,215	19,272	1.8	104	49	2.1	4,769	3,476	1.4	283	140	2.0
54	Chittagong RWH	Dighinala	27,300	11,145	2.4	17,370	8,522	2.0	32	7	4.6	1,055	1,049	1.0	100	36	2.8
55	Chittagong RWH	Double Mooring	128,736	69,524	1.9	36,330	17,039	2.1	65	150	0.4	8,306	5,146	1.6	554	293	1.9
56	Chittagong RWH	Fatikchhari	69,200	29,632	2.3	41,860	19,887	2.1	70	52	1.3	2,650	2,820	0.9	0	110	0.0
57	Chittagong RWH	Hathazari	76,900	40,174	1.9	40,800	19,262	2.1	44	31	1.4	1,303	1,381	0.9	300	51	5.9
58	Chittagong RWH	Khagrachhari Sadar	16,800	8,285	2.0	13,935	6,567	2.1	50	46	1.1	759	844	0.9	110	32	3.4
59	Chittagong RWH	Kutubdia	10,100	4,761	2.1	11,820	4,925	2.4	12	17	0.7	2,330	1,375	1.7	228	69	3.3
60	Chittagong RWH	Lakshmichhari	6,600	1,919	3.4	14,190	2,701	5.3	25	10	2.5	447	98	4.6	55	6	9.2
61	Chittagong RWH	Lohagara	42,000	9,882	4.3	21,135	8,927	2.4	21	19	1.1	1,315	1,455	0.9	100	34	2.9
62	Chittagong RWH	Mahalchhari	12,200	3,859	3.2	5,625	4,380	1.3	15	6	2.5	680	440	1.5	50	16	3.1
63	Chittagong RWH	Maheshkhali	27,400	7,507	3.6	30,420	19,495	1.6	57	57	1.0	2,775	2,875	1.0	200	73	2.7
64	Chittagong RWH	Manikchhari	8,900	1,757	5.1	4,605	1,957	2.4	40	3	13.3	605	551	1.1	90	11	8.2
65	Chittagong RWH	Matiranga	23,600	9,243	2.6	16,620	7,346	2.3	10	21	0.5	1,079	1,043	1.0	200	23	8.7
66	Chittagong RWH	Mirsharai	42,099	18,758	2.2	32,970	16,381	2.0	10	59	0.2	3,122	2,666	1.2	100	46	2.2
67	Chittagong RWH	Panchhari	15,700	4,015	3.9	13,335	5,356	2.5	35	3	11.7	825	306	2.7	100	18	5.6
68	Chittagong RWH	Panchlaish	110,899	52,972	2.1	26,495	11,472	2.3	112	132	0.8	4,637	4,005	1.2	396	183	2.2
69	Chittagong RWH	Patiya	50,800	24,463	2.1	44,625	20,666	2.2	40	130	0.3	2,450	2,458	1.0	130	135	1.0
70	Chittagong RWH	Pekua	16,500	5,073	3.3	16,350	6,205	2.6	12	9	1.3	2,681	1,708	1.6	250	58	4.3
71	Chittagong RWH	Ramgarh	8,450	3,418	2.5	3,984	3,841	1.0	27	5	5.4	200	285	0.7	57	17	3.4
72	Chittagong RWH	Ramu	25,100	14,615	1.7	26,115	12,618	2.1	10	27	0.4	4,082	3,150	1.3	250	58	4.3
73	Chittagong RWH	Rangunia	58,900	28,976	2.0	29,505	15,065	2.0	6	76	0.1	2,283	1,745	1.3	200	62	3.2
74	Chittagong RWH	Raozan	61,156	27,112	2.3	32,435	15,484	2.1	2	69	0.0	1,554	1,283	1.2	150	59	2.5
75	Chittagong RWH	Sandwip	36,466	9,745	3.7	42,750	11,194	3.8	134	38	3.5	3,379	1,862	1.8	144	60	2.4

SL	Warehouse Name	Upazila Name	Condom			Shukhi			IUD			Injectables			Implant		
			CBL	AMD	MOS	CBL	AMD	MOS	CBL	AMD	MOS	CBL	AMD	MOS	CBL	AMD	MOS
76	Chittagong RWH	Satkania	28,600	12,656	2.3	24,512	11,456	2.1	11	40	0.3	1,379	1,157	1.2	200	91	2.2
77	Chittagong RWH	Sitakunda	57,500	27,838	2.1	33,485	15,898	2.1	50	69	0.7	2,009	1,913	1.1	200	64	3.1
78	Chittagong RWH	Teknaf	72,600	32,398	2.2	90,672	18,648	4.9	29	39	0.7	4,262	4,595	0.9	432	90	4.8
79	Chittagong RWH	Ukhia	62,500	7,336	8.5	38,760	5,348	7.2	66	14	4.7	4,070	1,151	3.5	200	76	2.6
80	Comilla RWH	Akhaura	67,000	9,924	6.8	34,530	6,305	5.5	141	20	7.1	960	958	1.0	110	37	3.0
81	Comilla RWH	Ashuganj	12,800	15,269	0.8	13,560	6,695	2.0	170	28	6.1	1,687	1,122	1.5	386	30	12.9
82	Comilla RWH	Banchhampur	145,300	21,023	6.9	64,875	10,915	5.9	99	57	1.7	3,009	2,470	1.2	200	58	3.4
83	Comilla RWH	Barura	32,700	34,835	0.9	71,700	20,934	3.4	39	61	0.6	179	3,107	0.1	150	85	1.8
84	Comilla RWH	Bijoyagar	26,600	21,483	1.2	16,305	10,615	1.5	6	11	0.5	706	1,893	0.4	108	31	3.5
85	Comilla RWH	Brahman Para	25,800	11,946	2.2	19,050	9,527	2.0	5	41	0.1	2,011	834	2.4	150	29	5.2
86	Comilla RWH	Brahmanbaria Sadar	69,000	55,616	1.2	69,195	15,445	4.5	190	66	2.9	986	3,247	0.3	300	65	4.6
87	Comilla RWH	Burichang	122,500	37,552	3.3	43,335	17,866	2.4	105	86	1.2	2,791	2,237	1.2	272	73	3.7
88	Comilla RWH	Chandina	99,389	30,178	3.3	85,925	16,417	5.2	73	64	1.1	1,687	2,628	0.6	0	20	0.0
89	Comilla RWH	Chandpur Sadar	56,500	15,589	3.6	30,780	14,682	2.1	180	80	2.3	1,001	2,485	0.4	200	82	2.4
90	Comilla RWH	Chauddagam	65,900	22,275	3.0	66,915	21,141	3.2	422	44	9.6	181	3,746	0.0	0	85	0.0
91	Comilla RWH	Comilla Adarsha Sadar	35,800	55,298	0.6	30,195	19,468	1.6	59	120	0.5	1,058	3,480	0.3	250	133	1.9
92	Comilla RWH	Comilla Sadar Dakshin	36,500	24,926	1.5	15,475	19,036	0.8	84	50	1.7	4,578	2,495	1.8	242	47	5.1
93	Comilla RWH	Daudkandi	61,600	26,285	2.3	50,420	13,082	3.9	77	80	1.0	955	2,321	0.4	0	37	0.0
94	Comilla RWH	Debidwar	117,600	23,748	5.0	61,695	20,922	2.9	155	108	1.4	3,032	2,383	1.3	400	67	6.0
95	Comilla RWH	Faridganj	91,300	21,943	4.2	56,070	12,205	4.6	293	32	9.2	2,430	2,919	0.8	300	77	3.9
96	Comilla RWH	Haim Char	27,100	3,438	7.9	25,905	5,063	5.1	89	5	17.8	2,277	755	3.0	75	9	8.3
97	Comilla RWH	Hajiganj	79,300	10,549	7.5	94,275	9,907	9.5	430	22	19.5	2,086	2,260	0.9	250	50	5.0
98	Comilla RWH	Homna	55,000	26,789	2.1	39,090	7,880	5.0	3	42	0.1	2,076	1,606	1.3	100	29	3.4
99	Comilla RWH	Kachua	139,800	23,450	6.0	97,035	14,767	6.6	207	36	5.8	161	3,347	0.0	100	66	1.5
100	Comilla RWH	Kasba	64,500	40,831	1.6	60,930	16,619	3.7	194	40	4.9	2,038	1,355	1.5	100	57	1.8

SL	Warehouse Name	Upazila Name	Condom			Shukhi			IUD			Injectables			Implant		
			CBL	AMD	MOS	CBL	AMD	MOS	CBL	AMD	MOS	CBL	AMD	MOS	CBL	AMD	MOS
101	Comilla RWH	Laksam	44,249	17,891	2.5	26,537	9,085	2.9	61	63	1.0	1,692	1,900	0.9	150	41	3.7
102	Comilla RWH	Manoharganj	75,700	13,229	5.7	34,740	8,191	4.2	69	23	3.0	2,129	1,434	1.5	200	37	5.4
103	Comilla RWH	Matlab Dakshin	56,000	16,034	3.5	35,532	7,328	4.8	185	23	8.0	1,214	2,183	0.6	196	52	3.8
104	Comilla RWH	Matlab Uttar	66,300	17,652	3.8	59,460	13,198	4.5	232	36	6.4	4,578	1,802	2.5	300	67	4.5
105	Comilla RWH	Meghna	31,400	6,812	4.6	26,995	4,713	5.7	19	18	1.1	1,857	1,013	1.8	160	14	11.4
106	Comilla RWH	Muradnagar	192,300	56,589	3.4	37,035	24,098	1.5	10	59	0.2	325	3,179	0.1	243	63	3.9
107	Comilla RWH	Nabinagar	200,900	48,799	4.1	80,370	16,711	4.8	444	32	13.9	4,194	2,798	1.5	350	135	2.6
108	Comilla RWH	Nangalkot	22,100	30,411	0.7	39,000	10,794	3.6	78	60	1.3	2,043	2,453	0.8	0	78	0.0
109	Comilla RWH	Nasirnagar	64,000	18,913	3.4	28,935	12,984	2.2	105	21	5.0	2,261	1,393	1.6	272	56	4.9
110	Comilla RWH	Sarail	55,200	25,060	2.2	85,230	10,336	8.2	150	27	5.6	119	1,747	0.1	100	75	1.3
111	Comilla RWH	Shahrasti	13,300	4,249	3.1	23,835	6,890	3.5	135	13	10.4	1,043	2,160	0.5	80	38	2.1
112	Comilla RWH	Titas	75,900	12,339	6.2	45,448	4,666	9.7	85	25	3.4	1,130	1,472	0.8	122	27	4.5
113	Dhaka CWH	Araihazar	88,000	15,132	5.8	41,531	22,536	1.8	170	35	4.9	2,055	2,413	0.9	150	86	1.7
114	Dhaka CWH	Bandar	109,500	47,521	2.3	41,960	18,657	2.2	4	48	0.1	36	2,564	0.0	90	57	1.6
115	Dhaka CWH	Belabo	29,200	13,041	2.2	20,730	11,998	1.7	37	19	1.9	1,477	1,340	1.1	200	50	4.0
116	Dhaka CWH	Daulatpur	28,000	12,960	2.2	24,030	10,713	2.2	0	18	0.0	1,263	946	1.3	0	71	0.0
117	Dhaka CWH	Dhamrai	61,100	28,712	2.1	53,013	24,328	2.2	5	112	0.0	614	1,808	0.3	0	68	0.0
118	Dhaka CWH	Dohar	38,152	12,804	3.0	18,228	8,188	2.2	248	17	14.6	311	673	0.5	216	50	4.3
119	Dhaka CWH	Gazaria	22,900	6,977	3.3	16,285	6,680	2.4	110	10	11.0	843	503	1.7	40	14	2.9
120	Dhaka CWH	Gazipur Sadar	118,000	86,705	1.4	57,780	38,964	1.5	3	119	0.0	2,607	3,275	0.8	200	168	1.2
121	Dhaka CWH	Ghior	48,400	22,838	2.1	52,045	11,166	4.7	30	21	1.4	1,225	1,130	1.1	0	63	0.0
122	Dhaka CWH	Harirampur	31,700	13,979	2.3	49,770	5,964	8.3	93	12	7.8	620	720	0.9	300	35	8.6
123	Dhaka CWH	Kaliakair	42,900	19,699	2.2	39,390	19,028	2.1	2	25	0.1	440	633	0.7	350	52	6.7
124	Dhaka CWH	Kaliganj	82,900	40,111	2.1	39,285	18,758	2.1	57	43	1.3	1,718	1,229	1.4	144	39	3.7
125	Dhaka CWH	Kapasia	108,900	23,156	4.7	38,840	18,403	2.1	18	30	0.6	1,103	928	1.2	100	39	2.6

SL	Warehouse Name	Upazila Name	Condom			Shukhi			IUD			Injectables			Implant		
			CBL	AMD	MOS	CBL	AMD	MOS	CBL	AMD	MOS	CBL	AMD	MOS	CBL	AMD	MOS
126	Dhaka CWH	Keraniganj	119,058	51,779	2.3	79,474	30,404	2.6	175	150	1.2	3,046	4,220	0.7	224	217	1.0
127	Dhaka CWH	Lohajang	45,200	20,511	2.2	19,875	11,176	1.8	0	21	0.0	420	1,083	0.4	350	50	7.0
128	Dhaka CWH	Manikganj Sadar	89,068	43,159	2.1	35,850	16,330	2.2	53	45	1.2	2,365	2,290	1.0	290	109	2.7
129	Dhaka CWH	Manohardi	36,400	29,040	1.3	133,288	14,862	9.0	0	57	0.0	1,158	2,647	0.4	200	16	12.5
130	Dhaka CWH	Mirpur	9,200	197,871	0.0	82,200	55,628	1.5	7	348	0.0	3,652	12,438	0.3	420	349	1.2
131	Dhaka CWH	Munshiganj Sadar	72,000	27,922	2.6	43,500	15,935	2.7	25	32	0.8	1,000	1,905	0.5	0	86	0.0
132	Dhaka CWH	Narayanganj Sadar	186,300	145,474	1.3	89,625	59,582	1.5	76	143	0.5	1,223	10,228	0.1	480	191	2.5
133	Dhaka CWH	Narsingdi Sadar	162,035	93,228	1.7	117,834	65,074	1.8	9	98	0.1	5,884	8,979	0.7	1,084	106	10.2
134	Dhaka CWH	Nawabganj	45,600	21,956	2.1	27,186	12,870	2.1	3	21	0.1	640	910	0.7	200	64	3.1
135	Dhaka CWH	Palash	25,400	10,320	2.5	21,585	10,908	2.0	0	20	0.0	1,003	1,286	0.8	0	76	0.0
136	Dhaka CWH	Roypura	99,800	62,458	1.6	42,810	20,832	2.1	171	74	2.3	1,873	4,627	0.4	779	18	43.3
137	Dhaka CWH	Rupganj	104,077	36,478	2.9	65,140	34,061	1.9	0	44	0.0	1,088	3,502	0.3	0	61	0.0
138	Dhaka CWH	Saturia	17,400	9,906	1.8	17,430	8,165	2.1	23	25	0.9	954	785	1.2	200	35	5.7
139	Dhaka CWH	Savar	123,000	82,400	1.5	82,440	39,122	2.1	18	69	0.3	1,924	3,584	0.5	100	72	1.4
140	Dhaka CWH	Serajdikhan	45,700	28,316	1.6	36,625	20,110	1.8	3	46	0.1	966	1,741	0.6	300	58	5.2
141	Dhaka CWH	Shibalaya	31,636	16,859	1.9	23,968	10,053	2.4	5	18	0.3	832	1,286	0.6	128	60	2.1
142	Dhaka CWH	Shibpur	12,100	26,966	0.4	27,570	19,303	1.4	0	63	0.0	1,437	2,997	0.5	0	101	0.0
143	Dhaka CWH	Singair	48,900	26,931	1.8	52,450	13,920	3.8	100	20	5.0	411	1,204	0.3	0	60	0.0
144	Dhaka CWH	Sonargaon	59,800	28,316	2.1	50,985	23,241	2.2	24	48	0.5	3,788	3,086	1.2	100	87	1.1
145	Dhaka CWH	Sreenagar	53,480	44,021	1.2	310,000	24,110	12.9	0	35	0.0	1,217	1,860	0.7	200	45	4.4
146	Dhaka CWH	Sreepur	85,300	45,107	1.9	62,907	29,586	2.1	0	44	0.0	1,697	2,531	0.7	0	71	0.0
147	Dhaka CWH	Tejgaon	179,700	250,187	0.7	44,020	173,891	0.3	98	417	0.2	5,310	22,691	0.2	708	442	1.6
148	Dhaka CWH	Tongi	127,020	50,792	2.5	36,207	15,709	2.3	35	103	0.3	1,124	1,754	0.6	247	167	1.5
149	Dhaka CWH	Tongibari	55,000	14,057	3.9	48,630	9,788	5.0	60	11	5.5	809	510	1.6	200	29	6.9
150	Dinajpur RWH	Atwari	15,700	7,855	2.0	25,952	11,522	2.3	38	15	2.5	1,375	1,035	1.3	0	61	0.0

SL	Warehouse Name	Upazila Name	Condom			Shukhi			IUD			Injectables			Implant		
			CBL	AMD	MOS	CBL	AMD	MOS	CBL	AMD	MOS	CBL	AMD	MOS	CBL	AMD	MOS
151	Dinajpur RWH	Baliadangi	12,800	3,903	3.3	35,190	10,867	3.2	108	6	18.0	1,764	2,608	0.7	0	64	0.0
152	Dinajpur RWH	Biral	18,300	11,459	1.6	27,615	16,481	1.7	45	23	2.0	1,384	1,360	1.0	0	106	0.0
153	Dinajpur RWH	Birampur	13,700	6,343	2.2	51,135	7,190	7.1	43	13	3.3	691	376	1.8	72	41	1.8
154	Dinajpur RWH	Birganj	19,100	8,815	2.2	51,840	21,762	2.4	115	37	3.1	1,296	1,698	0.8	0	147	0.0
155	Dinajpur RWH	Bochaganj	12,900	6,290	2.1	21,297	12,664	1.7	3	39	0.1	553	768	0.7	0	95	0.0
156	Dinajpur RWH	Boda	16,200	11,275	1.4	42,660	20,795	2.1	39	24	1.6	1,387	2,487	0.6	0	108	0.0
157	Dinajpur RWH	Chirirbandar	10,448	6,848	1.5	22,755	15,755	1.4	13	27	0.5	1,251	1,270	1.0	0	112	0.0
158	Dinajpur RWH	Debiganj	21,200	12,274	1.7	60,720	27,664	2.2	93	49	1.9	2,754	3,416	0.8	0	71	0.0
159	Dinajpur RWH	Dinajpur Sadar	33,000	31,918	1.0	36,990	24,669	1.5	87	67	1.3	5,347	4,208	1.3	30	324	0.1
160	Dinajpur RWH	Fulbari	15,400	4,463	3.5	54,480	7,342	7.4	63	28	2.3	368	302	1.2	50	67	0.7
161	Dinajpur RWH	Haripur	16,700	5,468	3.1	26,805	10,324	2.6	39	8	4.9	719	1,366	0.5	0	27	0.0
162	Dinajpur RWH	Kaharole	8,300	3,162	2.6	42,593	8,594	5.0	10	29	0.3	794	720	1.1	0	99	0.0
163	Dinajpur RWH	Khansama	9,100	4,554	2.0	32,715	13,912	2.4	47	22	2.1	958	1,297	0.7	188	116	1.6
164	Dinajpur RWH	Nawabganj	15,300	10,394	1.5	53,565	14,802	3.6	39	19	2.1	2,053	1,343	1.5	0	55	0.0
165	Dinajpur RWH	Panchagarh Sadar	24,300	10,589	2.3	39,990	18,234	2.2	72	36	2.0	2,545	2,490	1.0	0	87	0.0
166	Dinajpur RWH	Parbatipur	41,700	21,866	1.9	61,823	22,296	2.8	239	50	4.8	3,313	2,781	1.2	22	142	0.2
167	Dinajpur RWH	Pirganj	11,900	6,144	1.9	33,585	13,480	2.5	48	16	3.0	1,488	1,781	0.8	100	88	1.1
168	Dinajpur RWH	Ranisankail	7,600	5,404	1.4	33,390	14,113	2.4	41	11	3.7	1,271	1,370	0.9	0	79	0.0
169	Dinajpur RWH	Tentulia	17,400	7,147	2.4	23,307	12,102	1.9	49	24	2.0	715	592	1.2	200	48	4.2
170	Dinajpur RWH	Thakurgaon Sadar	35,800	20,372	1.8	64,080	32,632	2.0	150	54	2.8	1,990	6,418	0.3	0	220	0.0
171	Faridpur RWH	Agailjhara	17,110	9,773	1.8	18,607	9,970	1.9	40	25	1.6	7	630	0.0	144	57	2.5
172	Faridpur RWH	Alfadanga	42,320	20,841	2.0	13,689	6,941	2.0	133	14	9.5	204	762	0.3	72	42	1.7
173	Faridpur RWH	Babuganj	11,800	4,986	2.4	14,910	7,525	2.0	42	39	1.1	176	719	0.2	0	52	0.0
174	Faridpur RWH	Baliakandi	48,100	25,101	1.9	30,420	14,518	2.1	37	46	0.8	178	1,146	0.2	0	49	0.0
175	Faridpur RWH	Banari Para	16,200	6,421	2.5	18,212	8,448	2.2	24	18	1.3	387	650	0.6	172	72	2.4

SL	Warehouse Name	Upazila Name	Condom			Shukhi			IUD			Injectables			Implant		
			CBL	AMD	MOS	CBL	AMD	MOS	CBL	AMD	MOS	CBL	AMD	MOS	CBL	AMD	MOS
176	Faridpur RWH	Barisal Sadar (kotwali)	69,200	35,540	1.9	45,825	22,890	2.0	56	70	0.8	227	3,388	0.1	160	120	1.3
177	Faridpur RWH	Bhanga	45,300	22,612	2.0	30,400	15,289	2.0	80	54	1.5	372	884	0.4	72	68	1.1
178	Faridpur RWH	Bhedarganj	34,000	14,142	2.4	21,900	9,899	2.2	25	30	0.8	242	1,731	0.1	0	50	0.0
179	Faridpur RWH	Boalmari	45,200	34,865	1.3	25,075	18,301	1.4	26	28	0.9	20	1,776	0.0	0	71	0.0
180	Faridpur RWH	Char Bhadrasan	21,000	9,979	2.1	7,329	2,764	2.7	47	10	4.7	6	250	0.0	0	24	0.0
181	Faridpur RWH	Damudya	19,900	7,220	2.8	13,315	5,131	2.6	26	14	1.9	129	476	0.3	72	21	3.4
182	Faridpur RWH	Faridpur Sadar	112,700	57,382	2.0	45,750	21,589	2.1	152	75	2.0	947	3,089	0.3	72	182	0.4
183	Faridpur RWH	Gaurnadi	20,900	8,800	2.4	22,245	10,804	2.1	18	23	0.8	74	1,120	0.1	100	43	2.3
184	Faridpur RWH	Goalanda	64,300	31,623	2.0	14,880	6,869	2.2	161	9	17.9	158	1,657	0.1	0	52	0.0
185	Faridpur RWH	Gopalganj Sadar	76,036	36,925	2.1	33,907	17,395	1.9	125	67	1.9	384	1,244	0.3	216	43	5.0
186	Faridpur RWH	Gosairhat	27,700	14,157	2.0	23,150	9,606	2.4	23	59	0.4	340	880	0.4	72	17	4.2
187	Faridpur RWH	Jhalokati Sadar	22,900	10,380	2.2	20,385	9,562	2.1	64	16	4.0	113	929	0.1	100	80	1.3
188	Faridpur RWH	Kalkini	37,900	11,575	3.3	27,720	13,689	2.0	154	28	5.5	856	1,428	0.6	0	81	0.0
189	Faridpur RWH	Kashiani	61,700	31,481	2.0	36,560	18,464	2.0	68	31	2.2	455	1,253	0.4	144	28	5.1
190	Faridpur RWH	Kotalipara	24,900	11,018	2.3	32,745	16,150	2.0	47	6	7.8	40	862	0.0	50	52	1.0
191	Faridpur RWH	Madaripur Sadar	46,400	20,454	2.3	44,940	23,212	1.9	71	116	0.6	1,098	4,734	0.2	100	131	0.8
192	Faridpur RWH	Madhukhali	33,800	15,348	2.2	32,325	15,916	2.0	42	50	0.8	272	1,414	0.2	0	69	0.0
193	Faridpur RWH	Muksudpur	52,300	28,621	1.8	51,367	25,976	2.0	94	38	2.5	90	1,932	0.0	0	63	0.0
194	Faridpur RWH	Nagarkanda	42,700	21,821	2.0	24,700	12,078	2.0	42	32	1.3	48	618	0.1	72	38	1.9
195	Faridpur RWH	Naria	34,200	8,387	4.1	28,460	10,694	2.7	30	19	1.6	950	797	1.2	0	37	0.0
196	Faridpur RWH	Nesarabad (swarupkati)	16,800	9,228	1.8	24,225	12,069	2.0	5	34	0.1	255	1,052	0.2	0	45	0.0
197	Faridpur RWH	Pangsha	76,800	37,173	2.1	53,405	24,285	2.2	50	37	1.4	295	2,898	0.1	316	138	2.3
198	Faridpur RWH	Rajbari Sadar	65,600	32,143	2.0	32,475	15,665	2.1	100	141	0.7	0	2,576	0.0	72	183	0.4
199	Faridpur RWH	Rajoir	31,800	17,627	1.8	27,720	16,211	1.7	167	20	8.4	670	1,489	0.4	0	40	0.0
200	Faridpur RWH	Sadarpur	33,400	16,031	2.1	20,441	8,174	2.5	69	21	3.3	90	700	0.1	144	44	3.3

SL	Warehouse Name	Upazila Name	Condom			Shukhi			IUD			Injectables			Implant		
			CBL	AMD	MOS	CBL	AMD	MOS	CBL	AMD	MOS	CBL	AMD	MOS	CBL	AMD	MOS
201	Faridpur RWH	Saltha	24,900	11,769	2.1	19,215	8,627	2.2	50	54	0.9	88	617	0.1	0	45	0.0
202	Faridpur RWH	Shariatpur Sadar	30,100	13,816	2.2	20,066	8,874	2.3	72	42	1.7	101	1,030	0.1	100	34	2.9
203	Faridpur RWH	Shib Char	81,000	33,540	2.4	56,880	27,349	2.1	100	43	2.3	2,200	2,632	0.8	72	69	1.0
204	Faridpur RWH	Tungipara	34,500	15,543	2.2	24,690	10,961	2.3	34	10	3.4	337	586	0.6	0	19	0.0
205	Faridpur RWH	Wazirpur	38,000	13,878	2.7	29,880	15,058	2.0	56	16	3.5	62	1,077	0.1	72	82	0.9
206	Faridpur RWH	Zanjira	34,600	14,563	2.4	21,645	9,343	2.3	18	24	0.8	238	840	0.3	100	40	2.5
207	Jamalpur RWH	Bakshiganj	20,800	17,956	1.2	27,360	11,822	2.3	65	24	2.7	847	818	1.0	244	73	3.3
208	Jamalpur RWH	Char Rajibpur	51,600	30,826	1.7	18,255	7,208	2.5	70	5	14.0	1,028	1,330	0.8	150	17	8.8
209	Jamalpur RWH	Dewanganj	42,100	27,793	1.5	18,995	16,277	1.2	6	26	0.2	2,020	3,347	0.6	232	90	2.6
210	Jamalpur RWH	Islampur	49,100	38,816	1.3	28,009	24,531	1.1	2	73	0.0	4,030	2,221	1.8	304	84	3.6
211	Jamalpur RWH	Jamalpur Sadar	53,200	58,233	0.9	45,163	43,122	1.0	74	92	0.8	2,511	5,237	0.5	144	99	1.5
212	Jamalpur RWH	Jhenaigati	15,700	14,055	1.1	32,145	16,462	2.0	23	11	2.1	1,007	1,401	0.7	72	53	1.4
213	Jamalpur RWH	Madarganj	42,600	22,274	1.9	22,965	16,786	1.4	60	48	1.3	1,100	1,123	1.0	144	68	2.1
214	Jamalpur RWH	Melandaha	31,500	27,085	1.2	112,320	21,443	5.2	5	43	0.1	1,500	2,638	0.6	50	61	0.8
215	Jamalpur RWH	Nakla	71,900	10,421	6.9	26,540	11,816	2.2	33	17	1.9	1,648	1,346	1.2	110	106	1.0
216	Jamalpur RWH	Nalitabari	32,400	20,965	1.5	35,520	20,018	1.8	76	8	9.5	2,529	1,356	1.9	300	88	3.4
217	Jamalpur RWH	Raumari	56,600	31,782	1.8	16,890	12,452	1.4	0	32	0.0	1,628	2,438	0.7	176	38	4.6
218	Jamalpur RWH	Sarishabari	38,700	29,784	1.3	25,640	22,602	1.1	62	58	1.1	3,381	1,869	1.8	0	83	0.0
219	Jamalpur RWH	Sherpur Sadar	56,300	48,752	1.2	57,180	35,089	1.6	72	67	1.1	9,860	8,191	1.2	118	107	1.1
220	Jamalpur RWH	Sreebardi	52,200	18,570	2.8	41,055	16,165	2.5	18	8	2.3	2,775	1,564	1.8	416	68	6.1
221	Jessore RWH	Abhaynagar	44,200	21,383	2.1	24,405	11,138	2.2	50	31	1.6	4,045	2,410	1.7	0	77	0.0
222	Jessore RWH	Bagher Para	74,900	30,599	2.4	29,530	14,785	2.0	81	55	1.5	2,024	1,890	1.1	100	79	1.3
223	Jessore RWH	Chaugachha	46,700	21,033	2.2	26,040	12,028	2.2	179	15	11.9	4,050	1,524	2.7	100	50	2.0
224	Jessore RWH	Harinakunda	24,900	7,495	3.3	32,280	14,677	2.2	75	21	3.6	775	1,075	0.7	100	73	1.4
225	Jessore RWH	Jessore Sadar	96,400	88,859	1.1	75,635	49,946	1.5	135	93	1.5	280	8,414	0.0	88	156	0.6



SL	Warehouse Name	Upazila Name	Condom			Shukhi			IUD			Injectables			Implant		
			CBL	AMD	MOS	CBL	AMD	MOS	CBL	AMD	MOS	CBL	AMD	MOS	CBL	AMD	MOS
226	Jessore RWH	Jhenaidah Sadar	64,000	34,371	1.9	52,160	21,734	2.4	180	83	2.2	3,518	3,446	1.0	108	119	0.9
227	Jessore RWH	Jhikargachha	36,000	20,318	1.8	28,785	11,607	2.5	100	36	2.8	300	2,410	0.1	10	69	0.1
228	Jessore RWH	Kalia	86,800	17,415	5.0	22,660	10,723	2.1	40	14	2.9	1,250	705	1.8	72	38	1.9
229	Jessore RWH	Kaliganj	45,200	21,876	2.1	34,860	16,504	2.1	95	13	7.3	1,141	1,447	0.8	172	32	5.4
230	Jessore RWH	Keshabpur	46,700	14,812	3.2	39,735	10,567	3.8	234	18	13.0	4,670	2,337	2.0	316	60	5.3
231	Jessore RWH	Kotchandpur	23,400	5,875	4.0	15,975	4,795	3.3	65	14	4.6	1,600	935	1.7	0	29	0.0
232	Jessore RWH	Lohagara	165,900	21,008	7.9	83,940	13,075	6.4	150	39	3.8	2,800	1,691	1.7	100	90	1.1
233	Jessore RWH	Magura Sadar	63,300	27,433	2.3	62,656	27,963	2.2	216	37	5.8	5,088	2,919	1.7	316	76	4.2
234	Jessore RWH	Maheshpur	51,300	24,004	2.1	33,395	14,722	2.3	110	40	2.8	1,800	3,439	0.5	100	44	2.3
235	Jessore RWH	Manirampur	71,100	33,483	2.1	54,435	22,609	2.4	250	98	2.6	5,095	5,702	0.9	316	61	5.2
236	Jessore RWH	Mohammadpur	16,900	5,783	2.9	20,870	9,308	2.2	240	12	20.0	657	800	0.8	100	51	2.0
237	Jessore RWH	Narail Sadar	64,500	32,793	2.0	42,829	19,853	2.2	324	12	27.0	2,149	2,011	1.1	100	50	2.0
238	Jessore RWH	Shailkupa	63,000	28,112	2.2	52,365	23,960	2.2	94	42	2.2	1,673	1,803	0.9	100	131	0.8
239	Jessore RWH	Shalikhha	29,800	5,157	5.8	16,650	7,337	2.3	66	16	4.1	1,225	607	2.0	172	29	5.9
240	Jessore RWH	Sharsha	70,600	32,491	2.2	34,800	16,762	2.1	96	42	2.3	1,784	3,356	0.5	460	60	7.7
241	Jessore RWH	Sreepur	24,200	10,595	2.3	21,870	9,779	2.2	34	7	4.9	490	787	0.6	0	50	0.0
242	Khulna RWH	Assasuni	40,800	15,773	2.6	46,620	19,636	2.4	36	9	4.0	1,176	1,446	0.8	0	51	0.0
243	Khulna RWH	Bagerhat Sadar	42,600	28,558	1.5	50,520	18,624	2.7	78	52	1.5	873	2,079	0.4	0	61	0.0
244	Khulna RWH	Batiaghata	42,500	16,922	2.5	33,825	13,574	2.5	63	17	3.7	1,095	811	1.4	216	34	6.4
245	Khulna RWH	Bhandaria	26,100	12,003	2.2	18,840	7,045	2.7	130	16	8.1	1,203	1,033	1.2	144	28	5.1
246	Khulna RWH	Chitalmari	35,400	19,255	1.8	20,670	10,552	2.0	122	3	40.7	545	1,204	0.5	72	20	3.6
247	Khulna RWH	Dacope	42,300	7,986	5.3	24,105	10,663	2.3	80	12	6.7	703	683	1.0	144	51	2.8
248	Khulna RWH	Daulatpur	133,300	80,299	1.7	42,105	18,953	2.2	110	45	2.4	2,400	5,105	0.5	72	102	0.7
249	Khulna RWH	Debhata	24,700	10,368	2.4	16,065	7,354	2.2	57	6	9.5	578	514	1.1	0	17	0.0
250	Khulna RWH	Dumuria	58,600	27,319	2.1	42,520	18,754	2.3	130	49	2.7	2,321	2,270	1.0	0	151	0.0

SL	Warehouse Name	Upazila Name	Condom			Shukhi			IUD			Injectables			Implant		
			CBL	AMD	MOS	CBL	AMD	MOS	CBL	AMD	MOS	CBL	AMD	MOS	CBL	AMD	MOS
251	Khulna RWH	Fakirhat	28,400	11,498	2.5	17,925	7,443	2.4	88	9	9.8	1,035	704	1.5	0	50	0.0
252	Khulna RWH	Kachua	25,600	12,058	2.1	17,175	7,508	2.3	85	10	8.5	601	715	0.8	42	15	2.8
253	Khulna RWH	Kalaroa	51,700	24,731	2.1	26,010	9,321	2.8	60	10	6.0	1,992	1,462	1.4	10	26	0.4
254	Khulna RWH	Kaliganj	53,800	23,134	2.3	41,355	19,438	2.1	51	10	5.1	800	1,439	0.6	0	61	0.0
255	Khulna RWH	Kanthalia	15,000	6,901	2.2	14,160	5,210	2.7	58	8	7.3	917	688	1.3	14	21	0.7
256	Khulna RWH	Kawkhali	11,600	4,305	2.7	8,630	3,568	2.4	60	19	3.2	555	397	1.4	72	25	2.9
257	Khulna RWH	Khulna Sadar	220,500	112,959	2.0	74,296	33,686	2.2	112	137	0.8	4,480	3,247	1.4	386	111	3.5
258	Khulna RWH	Koyra	32,600	13,141	2.5	46,955	18,126	2.6	50	15	3.3	608	559	1.1	0	37	0.0
259	Khulna RWH	Mathbaria	36,800	14,034	2.6	42,720	16,502	2.6	66	45	1.5	1,369	1,642	0.8	144	33	4.4
260	Khulna RWH	Mollahat	35,800	11,422	3.1	31,710	10,273	3.1	53	8	6.6	1,043	483	2.2	0	10	0.0
261	Khulna RWH	Mongla	55,300	25,566	2.2	26,985	14,267	1.9	55	26	2.1	2,266	1,412	1.6	30	19	1.6
262	Khulna RWH	Morrelganj	109,200	23,269	4.7	50,220	23,783	2.1	79	36	2.2	2,283	1,928	1.2	32	28	1.1
263	Khulna RWH	Nazirpur	27,800	16,094	1.7	22,590	12,292	1.8	70	14	5.0	880	1,321	0.7	144	38	3.8
264	Khulna RWH	Paikgachha	42,400	11,986	3.5	64,440	17,347	3.7	70	20	3.5	1,950	1,096	1.8	0	50	0.0
265	Khulna RWH	Phultala	43,200	19,913	2.2	19,950	7,304	2.7	104	70	1.5	1,430	988	1.4	0	61	0.0
266	Khulna RWH	Pirojpur Sadar	24,200	11,228	2.2	18,180	8,693	2.1	100	56	1.8	1,175	1,061	1.1	72	60	1.2
267	Khulna RWH	Rajapur	22,600	8,903	2.5	11,145	5,090	2.2	95	7	13.6	794	634	1.3	72	14	5.1
268	Khulna RWH	Rampal	48,800	17,086	2.9	35,140	9,836	3.6	49	14	3.5	916	500	1.8	0	42	0.0
269	Khulna RWH	Rupsa	30,500	14,793	2.1	18,915	9,517	2.0	50	44	1.1	1,368	484	2.8	0	57	0.0
270	Khulna RWH	Sarankhola	32,000	12,510	2.6	27,405	11,706	2.3	136	9	15.1	1,040	1,429	0.7	72	22	3.3
271	Khulna RWH	Satkhira Sadar	115,000	58,408	2.0	42,370	22,659	1.9	133	26	5.1	1,546	4,467	0.3	144	62	2.3
272	Khulna RWH	Shyamnagar	46,000	20,622	2.2	51,540	23,658	2.2	50	22	2.3	899	1,047	0.9	144	79	1.8
273	Khulna RWH	Tala	37,600	16,298	2.3	46,380	17,523	2.6	82	52	1.6	2,376	2,112	1.1	0	80	0.0
274	Khulna RWH	Terokhada	45,400	16,885	2.7	28,815	9,057	3.2	35	15	2.3	889	449	2.0	0	27	0.0
275	Khulna RWH	Zianagar	9,600	4,418	2.2	10,855	4,317	2.5	56	31	1.8	1,162	613	1.9	72	16	4.5

SL	Warehouse Name	Upazila Name	Condom			Shukhi			IUD			Injectables			Implant		
			CBL	AMD	MOS	CBL	AMD	MOS	CBL	AMD	MOS	CBL	AMD	MOS	CBL	AMD	MOS
276	Kushtia RWH	Alamdanga	42,500	19,419	2.2	31,545	16,999	1.9	60	14	4.3	3,200	3,044	1.1	72	71	1.0
277	Kushtia RWH	Bheramara	45,200	21,857	2.1	20,205	9,735	2.1	22	8	2.8	3,088	1,617	1.9	25	15	1.7
278	Kushtia RWH	Chuadanga Sadar	73,300	34,858	2.1	26,815	14,521	1.8	97	46	2.1	2,056	3,465	0.6	72	75	1.0
279	Kushtia RWH	Damurhuda	39,140	17,124	2.3	25,801	11,615	2.2	64	19	3.4	2,971	2,951	1.0	72	38	1.9
280	Kushtia RWH	Daulatpur	70,000	35,710	2.0	32,085	20,775	1.5	33	8	4.1	3,733	3,589	1.0	72	23	3.1
281	Kushtia RWH	Gangni	36,900	31,981	1.2	32,415	17,050	1.9	42	25	1.7	2,386	4,577	0.5	0	36	0.0
282	Kushtia RWH	Jiban Nagar	35,200	15,643	2.3	22,290	10,701	2.1	77	26	3.0	2,371	1,846	1.3	0	65	0.0
283	Kushtia RWH	Khoksa	37,500	14,086	2.7	16,840	7,498	2.2	9	4	2.3	957	470	2.0	30	12	2.5
284	Kushtia RWH	Kumarkhali	54,080	32,087	1.7	30,022	14,881	2.0	64	16	4.0	4,527	2,646	1.7	172	44	3.9
285	Kushtia RWH	Kushtia Sadar	69,900	47,549	1.5	37,305	28,465	1.3	138	35	3.9	5,099	4,430	1.2	209	109	1.9
286	Kushtia RWH	Meherpur Sadar	56,700	31,035	1.8	25,080	11,061	2.3	66	30	2.2	2,744	2,769	1.0	75	41	1.8
287	Kushtia RWH	Mirpur	59,900	30,394	2.0	31,845	18,346	1.7	24	10	2.4	4,689	2,396	2.0	71	21	3.4
288	Kushtia RWH	Mujib Nagar	20,400	8,603	2.4	8,355	3,218	2.6	38	3	12.7	1,179	1,253	0.9	0	16	0.0
289	Mymensingh RWH	Atpara	14,200	6,571	2.2	19,330	9,414	2.1	20	6	3.3	759	701	1.1	73	60	1.2
290	Mymensingh RWH	Austagram	29,700	15,068	2.0	14,592	9,845	1.5	20	25	0.8	1,173	1,268	0.9	100	25	4.0
291	Mymensingh RWH	Bajitpur	35,600	17,085	2.1	20,190	15,423	1.3	59	11	5.4	971	793	1.2	0	63	0.0
292	Mymensingh RWH	Barhatta	21,200	12,408	1.7	13,050	9,513	1.4	20	9	2.2	851	1,377	0.6	2	40	0.1
293	Mymensingh RWH	Bhairab	42,400	34,457	1.2	18,675	21,918	0.9	80	26	3.1	1,194	1,967	0.6	48	86	0.6
294	Mymensingh RWH	Bhaluka	48,000	27,855	1.7	34,680	31,831	1.1	50	62	0.8	2,153	1,769	1.2	100	111	0.9
295	Mymensingh RWH	Dharampasha	21,600	19,956	1.1	6,375	17,608	0.4	20	10	2.0	800	1,788	0.4	0	90	0.0
296	Mymensingh RWH	Dhobaura	32,700	20,317	1.6	25,395	15,422	1.6	60	8	7.5	1,150	1,386	0.8	39	48	0.8
297	Mymensingh RWH	Durgapur	15,300	18,647	0.8	13,744	16,254	0.8	74	18	4.1	1,493	1,768	0.8	288	67	4.3
298	Mymensingh RWH	Fulbaria	28,200	21,966	1.3	15,435	39,709	0.4	78	32	2.4	1,699	1,390	1.2	0	32	0.0
299	Mymensingh RWH	Gaffargaon	46,040	50,680	0.9	39,511	35,977	1.1	76	12	6.3	2,333	2,227	1.0	144	47	3.1
300	Mymensingh RWH	Gauripur	47,400	20,043	2.4	44,535	22,008	2.0	83	42	2.0	1,309	1,722	0.8	0	71	0.0

SL	Warehouse Name	Upazila Name	Condom			Shukhi			IUD			Injectables			Implant		
			CBL	AMD	MOS	CBL	AMD	MOS	CBL	AMD	MOS	CBL	AMD	MOS	CBL	AMD	MOS
301	Mymensingh RWH	Haluaghat	28,800	20,441	1.4	42,750	27,360	1.6	176	16	11.0	579	1,829	0.3	0	68	0.0
302	Mymensingh RWH	Hossainpur	27,300	15,598	1.8	20,910	17,636	1.2	72	17	4.2	1,086	1,350	0.8	144	50	2.9
303	Mymensingh RWH	Ishwarganj	33,100	18,221	1.8	36,295	43,264	0.8	31	8	3.9	1,219	1,571	0.8	244	78	3.1
304	Mymensingh RWH	Itna	22,700	17,808	1.3	4,995	17,739	0.3	68	14	4.9	799	692	1.2	72	51	1.4
305	Mymensingh RWH	Kalmakanda	32,100	23,301	1.4	8,415	20,594	0.4	58	5	11.6	965	1,241	0.8	72	58	1.2
306	Mymensingh RWH	Karimganj	22,700	17,839	1.3	12,810	19,915	0.6	55	29	1.9	724	1,303	0.6	0	137	0.0
307	Mymensingh RWH	Katiadi	35,300	32,433	1.1	24,038	19,214	1.3	71	41	1.7	1,577	2,028	0.8	166	61	2.7
308	Mymensingh RWH	Kendua	37,100	15,724	2.4	39,390	24,286	1.6	161	20	8.1	641	1,286	0.5	18	94	0.2
309	Mymensingh RWH	Khaliajuri	20,200	5,509	3.7	15,180	4,865	3.1	8	3	2.7	1,252	495	2.5	72	54	1.3
310	Mymensingh RWH	Kishoreganj Sadar	41,700	36,855	1.1	39,270	28,969	1.4	44	81	0.5	1,616	2,282	0.7	134	95	1.4
311	Mymensingh RWH	Kuliar Char	18,900	17,211	1.1	15,935	14,412	1.1	35	20	1.8	1,321	1,186	1.1	144	46	3.1
312	Mymensingh RWH	Madan	19,360	12,641	1.5	21,662	12,530	1.7	9	5	1.8	994	689	1.4	72	34	2.1
313	Mymensingh RWH	Mithamain	21,600	10,988	2.0	4,035	8,226	0.5	34	14	2.4	619	251	2.5	144	27	5.3
314	Mymensingh RWH	Mohanganj	14,100	9,232	1.5	21,350	14,601	1.5	62	15	4.1	1,105	864	1.3	0	80	0.0
315	Mymensingh RWH	Muktagachha	45,712	26,600	1.7	55,390	37,416	1.5	29	7	4.1	1,045	1,971	0.5	0	60	0.0
316	Mymensingh RWH	Mymensingh Sadar	70,700	71,682	1.0	29,445	51,864	0.6	147	151	1.0	3,305	3,522	0.9	340	317	1.1
317	Mymensingh RWH	Nandail	26,300	14,849	1.8	48,000	49,922	1.0	98	39	2.5	1,295	2,181	0.6	256	34	7.5
318	Mymensingh RWH	Netrakona Sadar	36,060	21,540	1.7	15,345	21,810	0.7	137	3	45.7	1,090	2,473	0.4	216	67	3.2
319	Mymensingh RWH	Nikli	23,800	16,609	1.4	9,450	9,707	1.0	52	10	5.2	862	836	1.0	72	42	1.7
320	Mymensingh RWH	Pakundia	24,100	19,787	1.2	20,640	17,801	1.2	91	19	4.8	1,112	1,310	0.8	288	46	6.3
321	Mymensingh RWH	Phulpur	36,900	24,414	1.5	15,115	43,623	0.3	38	87	0.4	397	2,005	0.2	95	166	0.6
322	Mymensingh RWH	Purbadhala	23,700	17,355	1.4	14,310	23,077	0.6	62	9	6.9	844	2,110	0.4	144	89	1.6
323	Mymensingh RWH	Tarail	30,150	20,746	1.5	12,360	13,129	0.9	28	23	1.2	819	828	1.0	0	42	0.0
324	Mymensingh RWH	Trishal	49,800	29,937	1.7	51,135	41,411	1.2	113	26	4.3	746	2,050	0.4	128	122	1.0
325	Noakhali RWH	Begumganj	22,000	28,187	0.8	13,335	14,854	0.9	0	93	0.0	699	2,229	0.3	0	72	0.0

SL	Warehouse Name	Upazila Name	Condom			Shukhi			IUD			Injectables			Implant		
			CBL	AMD	MOS	CBL	AMD	MOS	CBL	AMD	MOS	CBL	AMD	MOS	CBL	AMD	MOS
326	Noakhali RWH	Chatkhil	38,964	5,078	7.7	25,295	4,777	5.3	2	22	0.1	1,016	864	1.2	0	30	0.0
327	Noakhali RWH	Chhagalnaiya	75,500	9,939	7.6	35,145	8,218	4.3	0	20	0.0	1,968	1,174	1.7	200	33	6.1
328	Noakhali RWH	Companiganj	12,500	15,831	0.8	15,156	8,198	1.8	0	29	0.0	240	1,733	0.1	0	45	0.0
329	Noakhali RWH	Daganbhuiyan	33,200	16,681	2.0	20,010	7,580	2.6	10	25	0.4	1,441	1,214	1.2	70	54	1.3
330	Noakhali RWH	Feni Sadar	45,300	53,583	0.8	24,039	21,247	1.1	3	187	0.0	2,093	4,184	0.5	71	147	0.5
331	Noakhali RWH	Fulgazi	26,800	11,907	2.3	25,650	5,741	4.5	4	16	0.3	1,065	721	1.5	300	12	25.0
332	Noakhali RWH	Hatiya	1,100	20,830	0.1	2,430	15,339	0.2	37	32	1.2	552	2,746	0.2	50	188	0.3
333	Noakhali RWH	Kabirhat	16,399	13,369	1.2	13,272	7,484	1.8	25	19	1.3	135	1,523	0.1	10	66	0.2
334	Noakhali RWH	Kamalnagar	17,100	13,646	1.3	116,724	6,683	17.5	0	28	0.0	859	2,655	0.3	0	75	0.0
335	Noakhali RWH	Lakshmipur Sadar	13,400	21,923	0.6	26,199	18,657	1.4	0	87	0.0	225	4,537	0.0	102	123	0.8
336	Noakhali RWH	Noakhali Sadar	10,600	35,798	0.3	7,560	16,856	0.4	3	66	0.0	663	3,580	0.2	5	60	0.1
337	Noakhali RWH	Parshuram	35,500	17,384	2.0	50,369	5,574	9.0	2	13	0.2	982	990	1.0	120	37	3.2
338	Noakhali RWH	Ramganj	8,900	8,505	1.0	11,045	5,731	1.9	1	25	0.0	1,126	1,564	0.7	0	42	0.0
339	Noakhali RWH	Ramgati	31,957	9,324	3.4	188,743	8,203	23.0	69	19	3.6	2,002	3,069	0.7	20	46	0.4
340	Noakhali RWH	Roypur	42,800	4,477	9.6	147,345	9,197	16.0	0	46	0.0	204	1,685	0.1	100	48	2.1
341	Noakhali RWH	Senbagh	18,300	15,901	1.2	76,440	9,770	7.8	39	20	2.0	1,225	1,386	0.9	0	55	0.0
342	Noakhali RWH	Sonagazi	34,400	17,830	1.9	257,775	10,259	25.1	0	30	0.0	825	2,312	0.4	60	35	1.7
343	Noakhali RWH	Sonaimuri	19,500	9,001	2.2	110,610	6,548	16.9	0	12	0.0	1,742	1,598	1.1	105	53	2.0
344	Noakhali RWH	Subarnachar	24,300	20,801	1.2	16,340	9,951	1.6	85	6	14.2	335	1,736	0.2	0	30	0.0
345	Pabna RWH	Atgharia	20,300	9,841	2.1	22,995	9,652	2.4	30	14	2.1	781	486	1.6	0	33	0.0
346	Pabna RWH	Belkuchi	65,780	50,670	1.3	52,325	26,112	2.0	0	38	0.0	1,587	2,232	0.7	0	38	0.0
347	Pabna RWH	Bera	23,400	12,714	1.8	18,345	13,267	1.4	11	57	0.2	1,643	1,345	1.2	20	32	0.6
348	Pabna RWH	Bhangura	21,600	8,978	2.4	36,920	7,640	4.8	3	22	0.1	264	196	1.3	0	23	0.0
349	Pabna RWH	Chatmohar	74,700	32,495	2.3	55,755	25,428	2.2	0	43	0.0	505	1,151	0.4	0	72	0.0
350	Pabna RWH	Faridpur	17,500	7,392	2.4	26,880	5,114	5.3	14	26	0.5	1,259	1,123	1.1	0	30	0.0

SL	Warehouse Name	Upazila Name	Condom			Shukhi			IUD			Injectables			Implant		
			CBL	AMD	MOS	CBL	AMD	MOS	CBL	AMD	MOS	CBL	AMD	MOS	CBL	AMD	MOS
351	Pabna RWH	Ishwardi	73,510	34,736	2.1	35,376	18,842	1.9	12	38	0.3	2,846	2,149	1.3	100	77	1.3
352	Pabna RWH	Kamarkhanda	19,400	9,175	2.1	9,220	8,345	1.1	40	18	2.2	400	1,144	0.3	0	33	0.0
353	Pabna RWH	Kazipur	73,780	35,954	2.1	32,910	16,558	2.0	0	50	0.0	2,750	2,333	1.2	0	79	0.0
354	Pabna RWH	Pabna Sadar	47,688	83,996	0.6	77,325	62,384	1.2	25	133	0.2	1,140	8,399	0.1	95	82	1.2
355	Pabna RWH	Royganj	47,100	25,276	1.9	45,360	19,302	2.4	15	55	0.3	1,700	2,538	0.7	0	93	0.0
356	Pabna RWH	Santhia	48,600	29,819	1.6	34,530	25,924	1.3	37	35	1.1	1,700	4,138	0.4	100	59	1.7
357	Pabna RWH	Shahjadpur	98,000	64,233	1.5	62,640	33,075	1.9	1	155	0.0	218	8,056	0.0	200	108	1.9
358	Pabna RWH	Sirajganj Sadar	63,600	45,688	1.4	39,270	25,997	1.5	40	74	0.5	2,150	4,243	0.5	0	104	0.0
359	Pabna RWH	Sujanagar	43,000	19,209	2.2	30,690	14,651	2.1	43	81	0.5	343	2,605	0.1	0	38	0.0
360	Pabna RWH	Tarash	32,500	15,517	2.1	31,710	17,268	1.8	0	44	0.0	1,201	930	1.3	100	43	2.3
361	Pabna RWH	Ullah Para	57,600	81,460	0.7	70,260	45,197	1.6	0	123	0.0	3,000	4,923	0.6	200	61	3.3
362	Patuakhali RWH	Amtali	20,500	11,025	1.9	34,125	18,257	1.9	48	16	3.0	2,150	1,858	1.2	200	124	1.6
363	Patuakhali RWH	Bakerganj	42,500	19,062	2.2	32,520	15,127	2.1	82	25	3.3	2,418	2,238	1.1	230	81	2.8
364	Patuakhali RWH	Bamna	6,600	2,667	2.5	8,295	4,151	2.0	60	11	5.5	215	221	1.0	200	64	3.1
365	Patuakhali RWH	Barguna Sadar	25,100	10,017	2.5	26,905	14,161	1.9	96	60	1.6	2,848	4,152	0.7	50	163	0.3
366	Patuakhali RWH	Bauphal	28,200	11,530	2.4	36,300	18,131	2.0	80	34	2.4	2,570	2,342	1.1	200	83	2.4
367	Patuakhali RWH	Betagi	10,300	3,769	2.7	14,160	4,132	3.4	40	19	2.1	910	760	1.2	200	17	11.8
368	Patuakhali RWH	Dashmina	10,900	3,260	3.3	12,135	4,964	2.4	116	11	10.5	1,273	813	1.6	100	44	2.3
369	Patuakhali RWH	Dumki	8,600	3,506	2.5	7,125	3,241	2.2	42	8	5.3	487	470	1.0	200	18	11.1
370	Patuakhali RWH	Galachipa	33,300	8,296	4.0	42,939	20,543	2.1	30	16	1.9	4,717	3,476	1.4	50	83	0.6
371	Patuakhali RWH	Kalapara	29,200	11,031	2.6	32,985	15,360	2.1	52	37	1.4	5,354	3,087	1.7	50	63	0.8
372	Patuakhali RWH	Mirzaganj	18,600	7,543	2.5	13,810	6,866	2.0	9	11	0.8	846	543	1.6	100	49	2.0
373	Patuakhali RWH	Nalchity	15,200	6,935	2.2	15,030	6,673	2.3	41	19	2.2	1,726	1,424	1.2	50	56	0.9
374	Patuakhali RWH	Patharghata	13,200	5,940	2.2	15,180	7,215	2.1	65	17	3.8	1,621	1,332	1.2	200	43	4.7
375	Patuakhali RWH	Patuakhali Sadar	42,800	17,693	2.4	26,970	13,184	2.0	106	74	1.4	5,270	3,535	1.5	350	89	3.9

SL	Warehouse Name	Upazila Name	Condom			Shukhi			IUD			Injectables			Implant		
			CBL	AMD	MOS	CBL	AMD	MOS	CBL	AMD	MOS	CBL	AMD	MOS	CBL	AMD	MOS
376	Rajshahi RWH	Bagatipara	35,000	14,850	2.4	157,545	7,394	21.3	49	6	8.2	831	426	2.0	0	40	0.0
377	Rajshahi RWH	Bagha	59,100	27,715	2.1	20,865	9,826	2.1	44	13	3.4	3,073	1,631	1.9	0	47	0.0
378	Rajshahi RWH	Baghmara	112,500	33,336	3.4	87,840	25,174	3.5	133	50	2.7	5,296	2,105	2.5	550	58	9.5
379	Rajshahi RWH	Baraigram	88,000	33,088	2.7	46,410	22,697	2.0	135	37	3.6	5,602	2,753	2.0	0	76	0.0
380	Rajshahi RWH	Bholahat	15,200	7,717	2.0	7,890	5,380	1.5	29	4	7.3	1,092	709	1.5	0	22	0.0
381	Rajshahi RWH	Boalia	103,800	143,374	0.7	25,185	10,888	2.3	108	63	1.7	2,882	3,222	0.9	30	67	0.4
382	Rajshahi RWH	Chapai Nababganj Sadar	89,800	47,359	1.9	42,515	18,979	2.2	130	56	2.3	6,970	4,086	1.7	200	48	4.2
383	Rajshahi RWH	Charghat	47,700	20,917	2.3	140,445	13,884	10.1	43	12	3.6	1,650	944	1.7	0	59	0.0
384	Rajshahi RWH	Durgapur	44,300	19,690	2.2	93,840	9,388	10.0	63	8	7.9	1,157	669	1.7	0	27	0.0
385	Rajshahi RWH	Godagari	81,700	36,321	2.2	149,265	18,433	8.1	90	27	3.3	6,176	2,862	2.2	0	34	0.0
386	Rajshahi RWH	Gomastapur	31,800	23,178	1.4	17,640	14,400	1.2	18	16	1.1	1,457	1,324	1.1	0	34	0.0
387	Rajshahi RWH	Gurudaspur	10,442	31,383	0.3	39,974	17,339	2.3	45	15	3.0	3,000	1,344	2.2	0	57	0.0
388	Rajshahi RWH	Lalpur	52,300	24,399	2.1	160,515	18,068	8.9	66	20	3.3	3,248	1,949	1.7	0	62	0.0
389	Rajshahi RWH	Mohanpur	45,300	21,042	2.2	41,310	14,296	2.9	49	7	7.0	4,414	2,135	2.1	0	45	0.0
390	Rajshahi RWH	Nachole	16,500	11,196	1.5	7,335	6,273	1.2	60	4	15.0	1,300	1,137	1.1	0	14	0.0
391	Rajshahi RWH	Natore Sadar	99,591	44,701	2.2	42,711	19,482	2.2	230	90	2.6	3,492	1,766	2.0	240	123	2.0
392	Rajshahi RWH	Paba	59,270	45,680	1.3	17,544	15,631	1.1	119	8	14.9	5,633	3,392	1.7	0	49	0.0
393	Rajshahi RWH	Puthia	56,500	27,706	2.0	29,070	13,342	2.2	36	16	2.3	2,606	1,447	1.8	0	32	0.0
394	Rajshahi RWH	Shibganj	37,200	38,292	1.0	49,050	24,557	2.0	50	31	1.6	4,850	2,764	1.8	100	60	1.7
395	Rajshahi RWH	Singra	23,346	40,223	0.6	75,910	26,619	2.9	92	28	3.3	4,619	2,348	2.0	5	107	0.0
396	Rajshahi RWH	Tanore	15,000	14,889	1.0	59,385	14,708	4.0	41	21	2.0	950	1,209	0.8	0	158	0.0
397	Rangamati RWH	Baghaichhari	16,100	8,128	2.0	5,580	6,223	0.9	4	7	0.6	2,099	426	4.9	5	19	0.3
398	Rangamati RWH	Barkal	18,100	4,997	3.6	14,790	3,231	4.6	55	3	18.3	1,465	411	3.6	0	0	0.0
399	Rangamati RWH	Belai Chhari	40,164	2,140	18.8	8,330	2,368	3.5	74	2	37.0	466	117	4.0	0	20	0.0
400	Rangamati RWH	Jurai Chhari	26,500	2,481	10.7	14,745	1,961	7.5	5	5	1.0	1,321	138	9.6	60	29	2.1

SL	Warehouse Name	Upazila Name	Condom			Shukhi			IUD			Injectables			Implant		
			CBL	AMD	MOS	CBL	AMD	MOS	CBL	AMD	MOS	CBL	AMD	MOS	CBL	AMD	MOS
401	Rangamati RWH	Kaptai	15,000	4,887	3.1	10,860	2,659	4.1	28	2	14.0	1,055	407	2.6	114	47	2.4
402	Rangamati RWH	Kawkhali (betbunia)	12,100	5,359	2.3	9,450	3,200	3.0	73	6	12.2	2,000	597	3.4	17	27	0.6
403	Rangamati RWH	Langadu	29,600	12,209	2.4	11,985	7,071	1.7	119	18	6.6	877	465	1.9	21	38	0.6
404	Rangamati RWH	Naniarchar	17,800	5,821	3.1	11,472	4,413	2.6	47	2	23.5	943	228	4.1	11	12	0.9
405	Rangamati RWH	Rajasthali	24,600	1,277	19.3	4,350	1,547	2.8	62	2	31.0	325	158	2.1	32	15	2.1
406	Rangamati RWH	Rangamati Sadar	24,100	9,070	2.7	16,585	6,366	2.6	178	39	4.6	1,667	734	2.3	140	48	2.9
407	Rangpur RWH	Aditmari	24,800	14,922	1.7	23,474	14,890	1.6	73	82	0.9	613	2,449	0.3	0	126	0.0
408	Rangpur RWH	Badarganj	67,200	13,932	4.8	147,955	27,414	5.4	20	40	0.5	1,856	2,632	0.7	0	113	0.0
409	Rangpur RWH	Bhurungamari	29,300	27,884	1.1	33,055	26,369	1.3	45	29	1.6	1,075	2,912	0.4	0	44	0.0
410	Rangpur RWH	Chilmari	13,400	10,968	1.2	23,740	15,177	1.6	15	34	0.4	580	1,059	0.5	0	45	0.0
411	Rangpur RWH	Dimla	10,600	6,410	1.7	59,400	22,615	2.6	56	36	1.6	79	3,000	0.0	0	90	0.0
412	Rangpur RWH	Domar	11,200	9,213	1.2	58,430	17,000	3.4	36	25	1.4	198	2,706	0.1	0	83	0.0
413	Rangpur RWH	Fulchhari	23,200	22,115	1.0	17,295	12,227	1.4	22	30	0.7	3,200	2,189	1.5	0	31	0.0
414	Rangpur RWH	Gaibandha Sadar	69,400	28,002	2.5	64,020	32,959	1.9	283	135	2.1	2,719	5,171	0.5	0	308	0.0
415	Rangpur RWH	Gangachara	24,300	12,729	1.9	130,095	21,936	5.9	51	48	1.1	295	4,466	0.1	0	117	0.0
416	Rangpur RWH	Gobindaganj	104,199	50,076	2.1	65,800	39,384	1.7	80	51	1.6	605	3,991	0.2	100	76	1.3
417	Rangpur RWH	Hatibandha	45,700	12,469	3.7	117,135	15,421	7.6	49	30	1.6	641	2,365	0.3	0	91	0.0
418	Rangpur RWH	Jaldhaka	23,600	15,095	1.6	43,665	25,933	1.7	12	46	0.3	1,421	3,604	0.4	100	131	0.8
419	Rangpur RWH	Kaliganj	14,700	8,341	1.8	93,420	15,088	6.2	40	40	1.0	1,553	1,842	0.8	0	70	0.0
420	Rangpur RWH	Kaunia	20,100	14,465	1.4	20,940	13,549	1.5	45	28	1.6	233	2,848	0.1	288	84	3.4
421	Rangpur RWH	Kishoreganj	14,100	5,378	2.6	27,265	17,561	1.6	53	35	1.5	320	1,684	0.2	0	91	0.0
422	Rangpur RWH	Kurigram Sadar	21,600	16,146	1.3	34,423	23,133	1.5	76	50	1.5	1,028	3,517	0.3	0	68	0.0
423	Rangpur RWH	Lalmonirhat Sadar	23,000	13,328	1.7	25,930	17,702	1.5	89	14	6.4	102	4,083	0.0	0	76	0.0
424	Rangpur RWH	Mitha Pukur	39,900	27,963	1.4	50,145	34,470	1.5	41	35	1.2	765	4,193	0.2	0	117	0.0
425	Rangpur RWH	Nageshwari	21,200	14,213	1.5	52,073	41,187	1.3	16	58	0.3	1,103	4,735	0.2	0	62	0.0



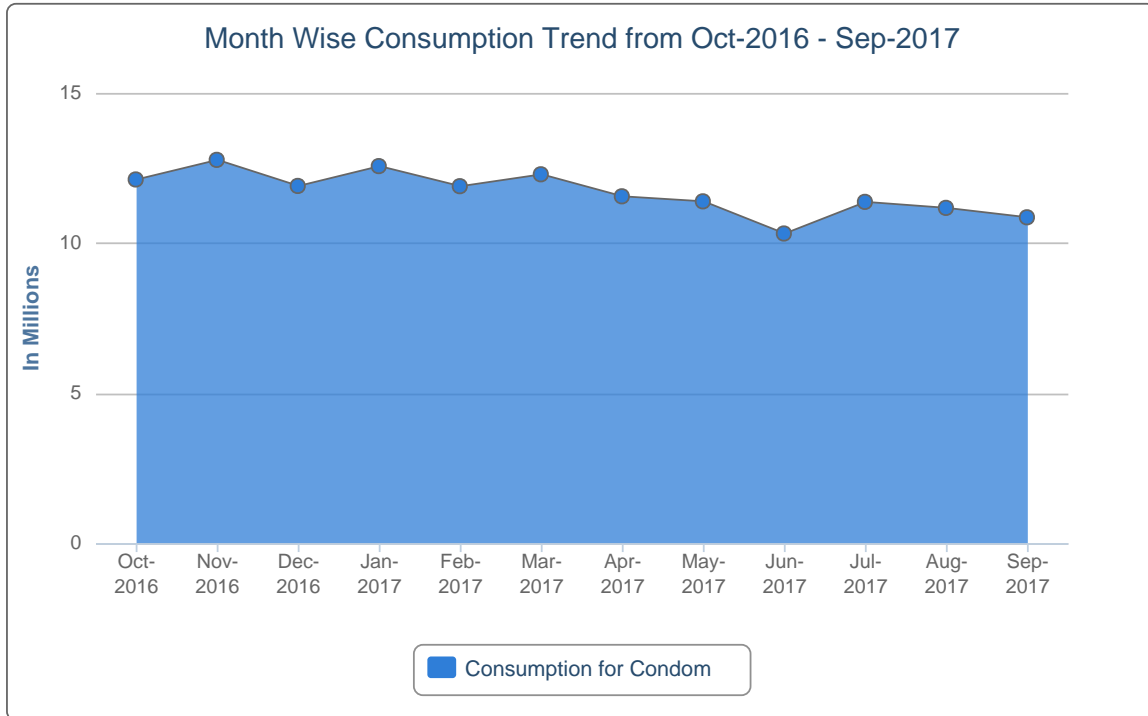
SL	Warehouse Name	Upazila Name	Condom			Shukhi			IUD			Injectables			Implant		
			CBL	AMD	MOS	CBL	AMD	MOS	CBL	AMD	MOS	CBL	AMD	MOS	CBL	AMD	MOS
426	Rangpur RWH	Nilphamari Sadar	21,600	14,646	1.5	50,580	36,997	1.4	87	74	1.2	244	4,234	0.1	0	76	0.0
427	Rangpur RWH	Palashbari	14,600	8,662	1.7	30,840	19,958	1.5	29	25	1.2	786	2,543	0.3	0	69	0.0
428	Rangpur RWH	Patgram	12,000	6,626	1.8	91,305	15,022	6.1	70	14	5.0	1,121	1,781	0.6	0	62	0.0
429	Rangpur RWH	Phulbari	6,100	6,115	1.0	12,330	14,651	0.8	4	64	0.1	256	2,574	0.1	0	47	0.0
430	Rangpur RWH	Pirgachha	29,200	24,970	1.2	39,081	28,701	1.4	72	101	0.7	825	3,606	0.2	0	91	0.0
431	Rangpur RWH	Pirganj	86,000	31,304	2.7	107,085	36,989	2.9	100	86	1.2	1,000	4,294	0.2	0	93	0.0
432	Rangpur RWH	Rajarhat	26,700	16,117	1.7	27,105	18,666	1.5	0	49	0.0	792	3,306	0.2	0	58	0.0
433	Rangpur RWH	Rangpur Sadar	49,500	39,612	1.2	61,195	33,786	1.8	147	105	1.4	1,150	6,312	0.2	0	254	0.0
434	Rangpur RWH	Sadullapur	48,900	33,950	1.4	39,395	25,424	1.5	94	80	1.2	232	4,023	0.1	0	55	0.0
435	Rangpur RWH	Saghata	25,600	8,583	3.0	15,840	24,000	0.7	51	30	1.7	210	1,748	0.1	72	38	1.9
436	Rangpur RWH	Saidpur	42,700	35,014	1.2	24,270	16,266	1.5	19	38	0.5	1,419	1,979	0.7	0	51	0.0
437	Rangpur RWH	Sundarganj	68,000	40,494	1.7	69,611	44,162	1.6	221	128	1.7	88	6,613	0.0	200	254	0.8
438	Rangpur RWH	Taraganj	17,200	6,342	2.7	18,262	12,010	1.5	1	14	0.1	735	1,208	0.6	0	85	0.0
439	Rangpur RWH	Ulipur	31,200	21,753	1.4	70,635	44,176	1.6	35	58	0.6	3,093	4,284	0.7	0	71	0.0
440	Sylhet RWH	Ajmiriganj	9,600	4,239	2.3	12,795	5,941	2.2	122	11	11.1	324	266	1.2	200	12	16.7
441	Sylhet RWH	Bahubal	15,700	8,614	1.8	15,016	6,592	2.3	119	11	10.8	816	438	1.9	0	35	0.0
442	Sylhet RWH	Balaganj	76,300	48,015	1.6	28,500	14,449	2.0	88	11	8.0	876	2,338	0.4	60	64	0.9
443	Sylhet RWH	Baniachong	15,350	14,931	1.0	25,050	11,558	2.2	144	4	36.0	600	855	0.7	4	46	0.1
444	Sylhet RWH	Barlekha	29,300	10,201	2.9	29,460	8,336	3.5	168	11	15.3	375	703	0.5	100	43	2.3
445	Sylhet RWH	Beani Bazar	39,062	22,416	1.7	13,173	7,186	1.8	155	14	11.1	192	730	0.3	155	23	6.7
446	Sylhet RWH	Bishwambarpur	17,200	6,477	2.7	16,130	7,109	2.3	59	10	5.9	797	674	1.2	76	12	6.3
447	Sylhet RWH	Bishwanath	18,000	9,297	1.9	14,569	4,029	3.6	29	19	1.5	582	367	1.6	82	38	2.2
448	Sylhet RWH	Chhatak	39,400	18,554	2.1	27,138	11,027	2.5	29	61	0.5	683	645	1.1	110	21	5.2
449	Sylhet RWH	Chunarughat	26,930	8,975	3.0	31,185	14,747	2.1	109	15	7.3	885	1,313	0.7	200	38	5.3
450	Sylhet RWH	Companiganj	35,000	17,473	2.0	19,665	8,223	2.4	82	3	27.3	502	1,396	0.4	20	63	0.3

SL	Warehouse Name	Upazila Name	Condom			Shukhi			IUD			Injectables			Implant		
			CBL	AMD	MOS	CBL	AMD	MOS	CBL	AMD	MOS	CBL	AMD	MOS	CBL	AMD	MOS
451	Sylhet RWH	Dakshin Sunamganj	24,000	11,231	2.1	19,230	6,599	2.9	159	9	17.7	603	756	0.8	20	31	0.6
452	Sylhet RWH	Dakshin Surma	65,600	45,555	1.4	26,400	13,911	1.9	40	7	5.7	1,179	1,364	0.9	100	16	6.3
453	Sylhet RWH	Derai	54,800	35,355	1.5	24,252	12,841	1.9	75	29	2.6	1,552	926	1.7	159	62	2.6
454	Sylhet RWH	Dowarabazar	22,700	13,575	1.7	26,417	12,637	2.1	62	8	7.8	390	1,095	0.4	90	68	1.3
455	Sylhet RWH	Fenchuganj	12,100	7,603	1.6	9,600	3,588	2.7	59	8	7.4	397	317	1.3	50	13	3.8
456	Sylhet RWH	Golapganj	52,300	33,239	1.6	18,255	9,056	2.0	39	27	1.4	2,432	720	3.4	0	59	0.0
457	Sylhet RWH	Gowainghat	44,600	26,351	1.7	23,550	10,943	2.2	27	21	1.3	1,229	3,045	0.4	34	50	0.7
458	Sylhet RWH	Habiganj Sadar	41,230	21,305	1.9	29,465	14,395	2.0	0	52	0.0	1,251	1,600	0.8	0	58	0.0
459	Sylhet RWH	Jagannathpur	25,900	16,482	1.6	18,510	8,149	2.3	78	19	4.1	281	449	0.6	113	29	3.9
460	Sylhet RWH	Jaintiapur	37,969	22,854	1.7	16,338	7,443	2.2	94	12	7.8	204	2,224	0.1	120	32	3.8
461	Sylhet RWH	Jamalganj	32,200	14,020	2.3	19,975	11,153	1.8	144	7	20.6	533	1,441	0.4	36	19	1.9
462	Sylhet RWH	Juri	20,800	8,458	2.5	10,190	5,906	1.7	70	20	3.5	805	444	1.8	164	16	10.3
463	Sylhet RWH	Kamalganj	34,000	18,064	1.9	30,045	16,369	1.8	10	38	0.3	1,220	1,432	0.9	22	51	0.4
464	Sylhet RWH	Kanaighat	58,500	40,588	1.4	25,170	13,628	1.8	82	14	5.9	2,833	2,246	1.3	50	44	1.1
465	Sylhet RWH	Kulaura	24,000	12,003	2.0	22,400	10,536	2.1	122	8	15.3	1,270	2,689	0.5	100	25	4.0
466	Sylhet RWH	Lakhai	13,600	6,777	2.0	15,120	7,751	2.0	99	2	49.5	615	375	1.6	69	33	2.1
467	Sylhet RWH	Madhabpur	28,900	17,648	1.6	36,330	18,796	1.9	98	10	9.8	1,097	884	1.2	188	54	3.5
468	Sylhet RWH	Maulvibazar Sadar	22,900	13,947	1.6	23,155	11,071	2.1	33	51	0.6	550	1,234	0.4	50	57	0.9
469	Sylhet RWH	Nabiganj	18,200	8,138	2.2	25,500	10,688	2.4	50	22	2.3	1,900	578	3.3	72	43	1.7
470	Sylhet RWH	Rajnagar	22,480	9,668	2.3	28,165	9,655	2.9	73	21	3.5	1,700	1,483	1.1	22	36	0.6
471	Sylhet RWH	Sreemangal	28,000	18,950	1.5	31,710	15,123	2.1	75	21	3.6	1,739	1,524	1.1	0	88	0.0
472	Sylhet RWH	Sulla	53,600	9,302	5.8	15,690	4,918	3.2	70	10	7.0	366	361	1.0	150	19	7.9
473	Sylhet RWH	Sunamganj Sadar	18,780	16,553	1.1	13,733	9,858	1.4	134	18	7.4	190	1,460	0.1	50	50	1.0
474	Sylhet RWH	Sylhet Sadar	178,100	97,149	1.8	93,335	54,420	1.7	203	149	1.4	3,945	9,918	0.4	351	243	1.4
475	Sylhet RWH	Tahirpur	35,300	18,127	1.9	21,975	12,086	1.8	159	13	12.2	227	516	0.4	100	52	1.9

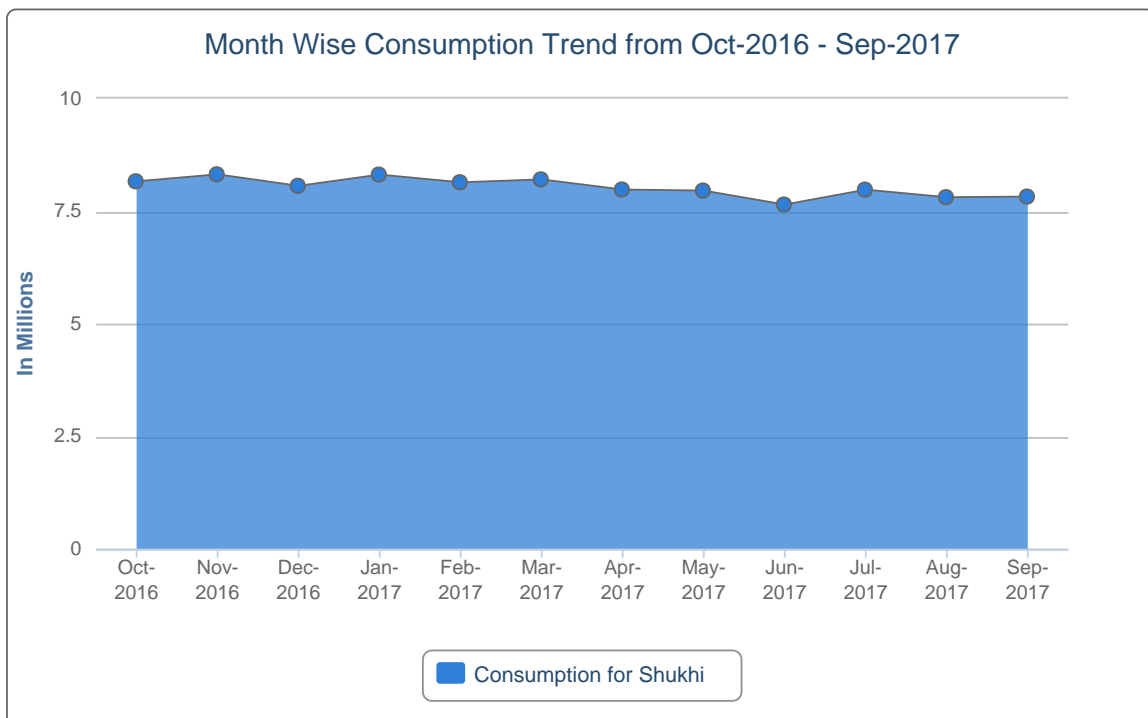
SL	Warehouse Name	Upazila Name	Condom			Shukhi			IUD			Injectables			Implant		
			CBL	AMD	MOS	CBL	AMD	MOS	CBL	AMD	MOS	CBL	AMD	MOS	CBL	AMD	MOS
476	Sylhet RWH	Zakiganj	72,360	49,494	1.5	25,596	12,272	2.1	133	7	19.0	25	1,601	0.0	10	83	0.1
477	Tangail RWH	Basail	70,060	23,969	2.9	366,247	13,412	27.3	40	33	1.2	3,701	1,013	3.7	100	74	1.4
478	Tangail RWH	Bhuapur	135,400	24,769	5.5	226,668	18,553	12.2	100	47	2.1	2,615	1,752	1.5	244	81	3.0
479	Tangail RWH	Chauhali	8,246	10,841	0.8	40,852	5,640	7.2	44	15	2.9	4,528	796	5.7	76	17	4.5
480	Tangail RWH	Delduar	145,900	35,045	4.2	226,032	20,404	11.1	120	34	3.5	6,210	948	6.6	200	47	4.3
481	Tangail RWH	Ghatail	60,900	47,226	1.3	128,460	37,193	3.5	110	24	4.6	1,500	3,390	0.4	100	109	0.9
482	Tangail RWH	Gopalpur	199,700	22,118	9.0	201,090	16,363	12.3	180	32	5.6	2,430	1,899	1.3	0	66	0.0
483	Tangail RWH	Kalihati	70,900	40,277	1.8	63,650	42,350	1.5	60	70	0.9	3,600	6,452	0.6	272	82	3.3
484	Tangail RWH	Madhupur	86,600	27,646	3.1	92,730	36,552	2.5	115	29	4.0	2,587	2,736	0.9	100	84	1.2
485	Tangail RWH	Mirzapur	34,900	30,114	1.2	14,550	30,156	0.5	100	52	1.9	2,561	1,095	2.3	72	78	0.9
486	Tangail RWH	Nagarpur	23,400	32,558	0.7	21,030	26,498	0.8	60	48	1.3	1,265	2,074	0.6	0	78	0.0
487	Tangail RWH	Sakhipur	47,600	25,531	1.9	22,008	25,300	0.9	15	36	0.4	3,131	1,115	2.8	144	45	3.2
488	Tangail RWH	Tangail Sadar	58,100	50,871	1.1	114,015	25,764	4.4	60	98	0.6	2,043	2,975	0.7	272	162	1.7

## 7. Month-wise Consumption Trend

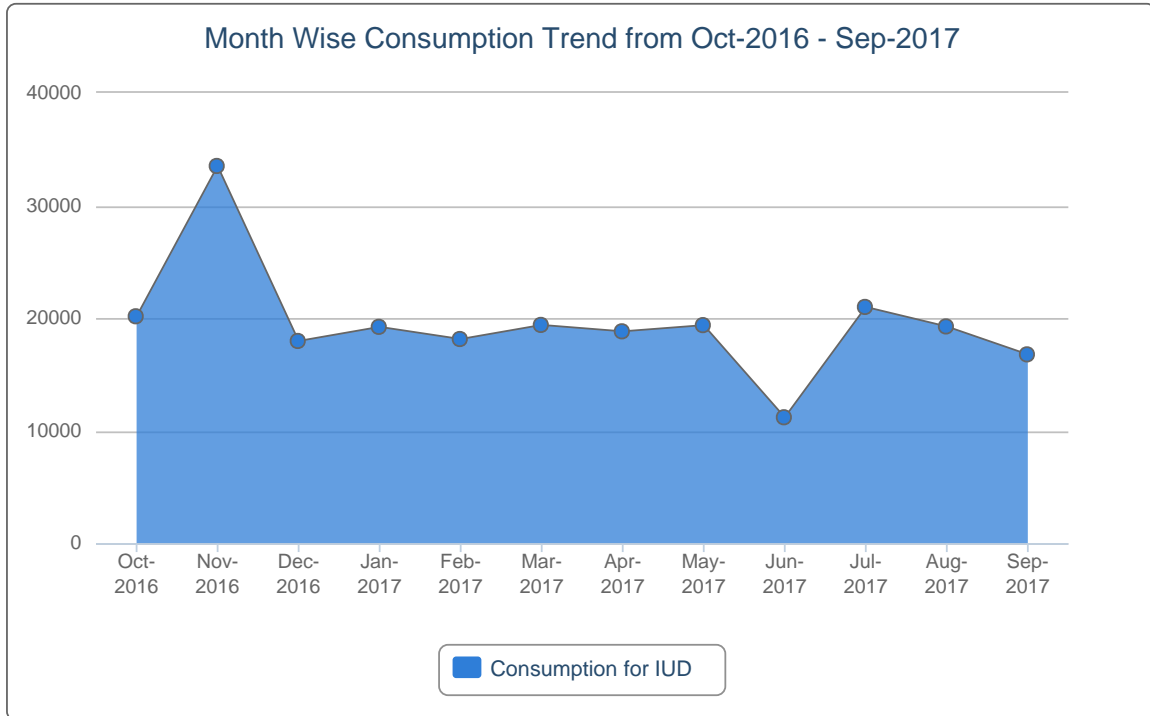
7(a).



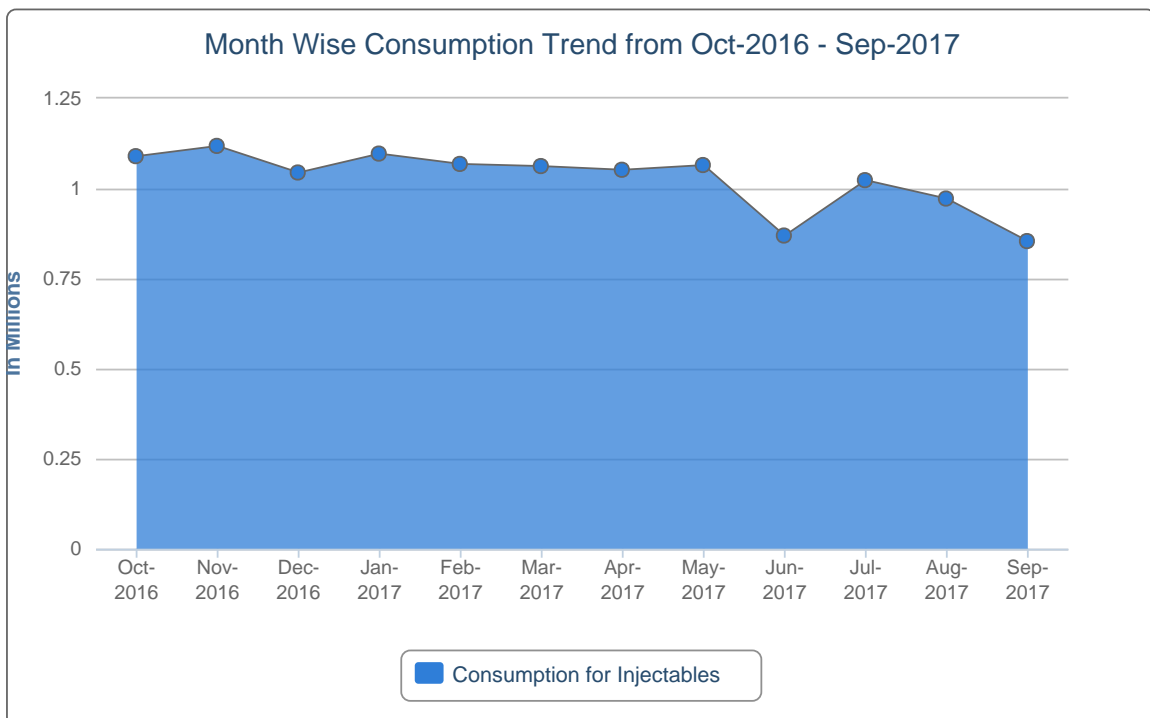
7(b).



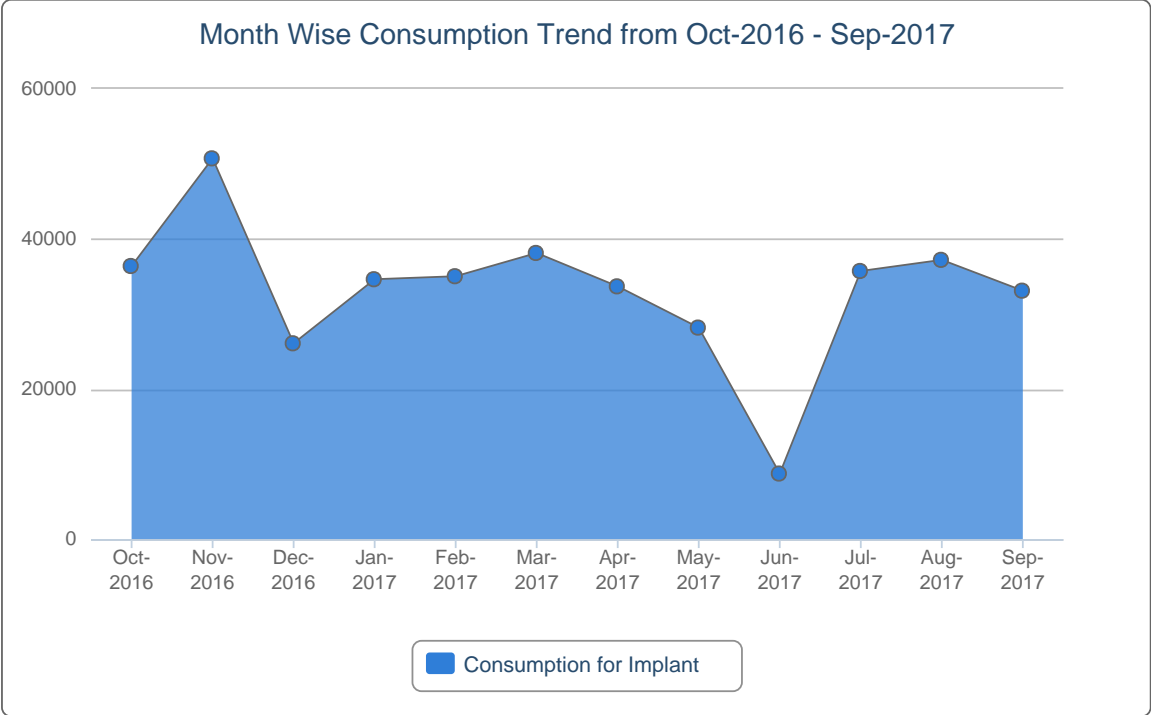
7(c).



7(d).



7(e).



## 8. Report on Upazila and Warehouse Having Stock Out in last month

SL	Products Name	No of Stockout WH	% of Stockout WH	No of Stockout Upazila Store	% of Stockout Upazila Store	No of Stockout Upazila Field	% of Stockout Upazila Field
1	Condom	0	0%	0	0%	0	0%
2	Shukhi	0	0%	0	0%	0	0%
3	IUD	2	10%	27	6%	0	0%
4	Injectables	3	14%	1	0%	0	0%
5	Implant (Total)	0	0%	-	-	2	0%

### List of Stock Out Warehouses

SL	Commodity	Warehouse	Phone
1	IUD	Faridpur RWH	0631-64414
2	IUD	Dhaka CWH	02-9881001
3	Injectables	Bogra RWH	051-66706
4	Injectables	Faridpur RWH	0631-64414
5	Injectables	Sylhet RWH	0821-713246

### List of StockOut Upazilas

SL	Commodity	Warehouse	District	Upazila	Phone
1	IUD	Bogra RWH	Bogra	Sherpur, Bogra	
2	IUD	Bogra RWH	Bogra	Sonatola, Bogra	
3	IUD	Chittagong RWH	Cox\'s Bazar	Chakaria, Cox\'s Bazar	
4	IUD	Dhaka CWH	Gazipur	Sreepur, Gazipur	
5	IUD	Dhaka CWH	Manikganj	Daulatpur, Manikganj	
6	IUD	Dhaka CWH	Munshiganj	Lohajang, Munshiganj	
7	IUD	Dhaka CWH	Munshiganj	Sreenagar, Munshiganj	
8	IUD	Dhaka CWH	Narayanganj	Rupganj, Narayanganj	
9	IUD	Dhaka CWH	Narsingdi	Manohardi, Narsingdi	
10	IUD	Dhaka CWH	Narsingdi	Palash, Narsingdi	
11	IUD	Dhaka CWH	Narsingdi	Shibpur, Narsingdi	
12	IUD	Jamalpur RWH	Kurigram	Raumari, Kurigram	
13	IUD	Noakhali RWH	Feni	Chhagalnaiya, Feni	
14	IUD	Noakhali RWH	Feni	Sonagazi, Feni	
15	IUD	Noakhali RWH	Lakshmipur	Kamalnagar, Lakshmipur	
16	IUD	Noakhali RWH	Lakshmipur	Lakshmipur Sadar, Lakshmipur	
17	IUD	Noakhali RWH	Lakshmipur	Roypur, Lakshmipur	
18	IUD	Noakhali RWH	Noakhali	Begumganj, Noakhali	
19	IUD	Noakhali RWH	Noakhali	Companiganj, Noakhali	

20	IUD	Noakhali RWH	Noakhali	Sonaimuri, Noakhali	
21	IUD	Pabna RWH	Pabna	Chatmohar, Pabna	
22	IUD	Pabna RWH	Sirajganj	Belkuchi, Sirajganj	
23	IUD	Pabna RWH	Sirajganj	Kazipur, Sirajganj	
24	IUD	Pabna RWH	Sirajganj	Tarash, Sirajganj	
25	IUD	Pabna RWH	Sirajganj	Ullah Para, Sirajganj	
26	IUD	Rangpur RWH	Kurigram	Rajarhat, Kurigram	
27	IUD	Sylhet RWH	Habiganj	Habiganj Sadar, Habiganj	
28	Injectables	Faridpur RWH	Rajbari	Rajbari Sadar, Rajbari	
29	Implant (Total)	Rangamati RWH	Rangamati	Barkal, Rangamati	
30	Implant (Total)	Rangpur RWH	Nilphamari	Domar, Nilphamari	





*This report is generated with the financial support of USAID and the technical assistance from Systems for Improved Access to Pharmaceuticals and Services (SIAPS), implemented by Management Sciences for Health-MSH.*

*If you need more information, please visit at <http://www.dgfplmis.org>*